





INTRODUCTION

Steel & Tube is pleased to provide this *Pipe & Cable Supports Product Catalogue* for your use. We aim to carry all popular products and sizes on a continuous basis. The *Pipe & Cable Supports Product Catalogue* generally lists those sizes we carry ex-stock. However, there are some sizes (noted with a ➔) we offer on an indent basis only.

We also carry many products not featured in this particular publication.

Please contact Steel & Tube for more information on our comprehensive range of steel products, or visit our website: www.steelandtube.co.nz

Steel & Tube offer a comprehensive package of product types designed for the support of Piping, Mechanical and Electrical installations.

Our world leading brands work together as a total package to offer a complete solution in the support and installation for your application.

The range includes:

Sikla	Pipe Support Systems	Zip-Clip	Wire Suspension
EzyStrut	Electrical Containment	AGI	Seismic Luminaire Fixtures

MARKET SECTORS

Major end-use markets include:

- Mechanical & Building Services
- Electrical Installation
- Fire Protection
- Lighting
- Refrigeration
- Plumbing
- Engineering
- Construction
- Irrigation
- Petrochemical

TELARC LIMITED/ISO 9001

Steel & Tube is committed to providing our customers with consistent and reliable service that meets their needs and promotes excellence in systems and a continuous improvement in quality. To demonstrate this commitment Steel & Tube is a Telarc registered supplier, certified to ISO 9001.

Telarc Limited (www.telarc.co.nz) is a national technical authority responsible for quality system certification through independent assessment, audit and testing of quality control procedures.

In practical terms, Telarc's role is to formally recognise all aspects of:

- quality in processing, distribution and service
- compliance with product or system specifications or standards
- technical competence of testing or inspecting
- quality of service performance and delivery

This role is to be carried out in a manner sufficient to provide consumers with confidence in the quality of products and services.



Quality
ISO 9001

CONTENTS

OVERVIEW

Sikla Pipe Supports	4
EzyStrut Cable Supports	6
Zip-Clip Wire Suspension	8
AGI Seismic Luminaire Fixtures	10

CHANNEL & ACCESSORIES

Channel/Strut & Angle	12
Cantilever Brackets & Support Brackets	13
Channel Fixings & End Caps	14
Flat Fittings & Closures	15
Angle Fittings	16
Beam Clamps & Channel Rollers	18
End Supports, Joiners & Adjustable Fittings	20

PIPE CLAMPS / DUCTING SUPPORTS / PIPE GUIDES

Pipe Clamps & Accessories	21
Ducting Supports	25
Pipe Guides & Slide Elements	26

SUPPORT SYSTEMS

Simotec Pipe Shoes	27
Pressix CC 27 Channel System	30
Framo 80 Modular Supports	32

CABLE TRAY / CABLE MESH / CABLE DUCT

Rolled Edge Cable Tray	34
Ezytray Cable Tray	37
ET3 Cable Tray	38
ET5 Cable Tray	39
Ezymesh Cable Mesh	40
Cable Duct	41
Skirting Trunking	42

CABLE LADDER & ACCESSORIES

Nema 8 Cable Ladder (AL8)	43
Nema 1 Cable Ladder (AL12)	44
Nema 12B Cable Ladder (AL12B)	46
Nema 2 Cable Ladder (AL16)	48
Nema 3 Cable Ladder (AL20)	50
Nema 2 Cable Ladder 316SS (16A)	52

FASTENINGS & ANCHORS

Fastenings	53
Anchors	56

WIRE SUSPENSION

Zip-Clip Wire Suspension	57
--------------------------	----

PRODUCT INDEX

Index	62
-------	----

ABBREVIATIONS

FINISHES

316SS	=	Stainless Steel Grade 316
AL	=	Aluminium
EG	=	Electro Galvanised
HDG	=	Hot Dipped Galvanised
M	=	Milled

M.T.O	=	Made to order
PC/A	=	Powder Coated Aluminium
PG	=	Pre-Galvanised
YZ	=	Yellow Zinc
Z	=	Zinc

SIKLA PIPE SUPPORTS

A BRAND OF INNOVATION IN BRACKETRY SOLUTIONS

Steel & Tube are the exclusive agents for Sikla - Pipe Support Systems. This range of products is designed to work together as a package with Zip-Clip - Wire Suspension Systems and EzyStrut - Cable Trays and Ladders to simplify the installation of Fire, Mechanical, HVAC and Electrical services.

In today's environment where seismic requirements are paramount, Steel & Tube back-up our comprehensive product support package, with engineering design criteria to ensure that our offer is entirely suitable for the application.

The Sikla brand embodies experience, competence and individual, bespoke solutions.

They plan, consult, and help customers to save both labour and material costs - streamlining to be one step ahead.

The Sikla logo features a yellow diamond shape above the word "sikla" in a bold, lowercase, sans-serif font.

PRESSIX CC 27 & PRESSIX CC 41

With Sikla's quick-strut systems Pressix CC27 and Pressix CC41 the connection between a strut-channel and any connecting part approaches light-speed: Pressix CC is self-explanatory and guarantees for the most optimum time and labour-saving installations.


FRAMO 80

Framo 80 is Sikla's innovative framing system for strong, flexible light weight frame and carcass assemblies used in building, industrial and plant construction.

Framo 80 is designed for medium-duty loads to provide a full range of support solutions. With only a few components of this system, all common frame and carcass constructions can be achieved.

The 80 x 80mm box section has high torsion resistance allowing for strong volumetric carcasses in both construction and process industry applications. Up to 80% weight saving compared with comparable traditional steelwork profiles.

A bolted assembly enables quick installation without the requirements for hot works permits.



EZYSTRUT CABLE SUPPORTS

Steel & Tube are the exclusive agents for EzyStrut - Cable Trays and Ladders. This range of products is designed to work together as a package with Sikla - Pipe Support Systems and Zip-Clip - Wire Suspension Systems to simplify the installation of Fire, Mechanical, HVAC and Electrical services.

EzyStrut are Australia's largest manufacturer of strut and cable support systems for the commercial and industrial electrical industries. Being the largest, they pride themselves on their in-house engineering, high quality products, the best lead times and best value.



STEEL & TUBE'S PRODUCT RANGE INCLUDES:

- CT Cable Tray
- Ezymesh Cable Mesh
- ET3 Cable Tray
- ET5 Cable Tray
- Nema 1, 2 & 3 Cable Ladder

PRODUCT FINISHES:

- Galvabond
- Pre-Galvanised
- Hot Dipped Galvanised
- Aluminium
- 316 Stainless Steel





ZIP-CLIP WIRE SUSPENSION

A TOTAL SUSPENSION SOLUTION

Steel & Tube are the exclusive agents for Zip-Clip - Wire Suspension Systems. This range of products is designed to work together as a package with EzyStrut - Cable Trays and Ladders and Sikla – Pipe Support Systems to simplify the installation of Fire, Mechanical, HVAC and Electrical services.

In today's environment quality is paramount, we back-up our comprehensive product support package, with engineering design criteria to ensure that our offer is entirely suitable for the application.

Zip-Clip Ltd is an industry lead manufacturer of high quality systems to speed up and simplify the installation of electrical, mechanical and HVAC services.

Zip-Clip continues to develop new products to better serve the industry and is proud to be associated with the following in its continued drive to offer engineers a total suspension solution.



ADVANTAGES OF USING A WIRE SYSTEM:

- Reduced labour cost.
- Aesthetically pleasing.
- Easier to handle.
- Cold cut, no hot work permit required.
- Easier to transport, 100 metre coil is equivalent to 30 x 3 metre lengths of threaded rod.
- Vibration reduction: threaded rod has a vibration absorption of 50% whereas wire rope hangers absorb vibration in excess of 75% reduced risk of injury.
- Reduces individual components (ie nuts, washers, square plates and rod).
- Reduces impact on the environment.



AGI SEISMIC LUMINARE FIXTURES

SEISMIC FIXTURE CLAMPS OSHPD APPROVED OPA-2187-10

An effective way to attach lighting fixtures to suspended ceilings in Seismic Regions.

Lighting fixtures (luminaires) in suspended ceiling grids are typically installed as shown on page 11.

In an earthquake, lighting fixtures insufficiently attached to the ceiling system could detach and break apart, causing the fixture lens and florescent tubes to fall and possibly harming and injuring the building occupants attempting to safely exit the building.

HOW THE SEISMIC FIXTURE CLAMP (SFC) WORKS

The industry's usual practice has been to attach the lighting fixture to the ceiling grid by means of four screws, one at each corner. In case the screws fail, there are two back up wires installed to prevent the fixture from falling onto the floor.

The SFC is the first product certified for use in earthquake zones to secure lighting fixtures to ceiling grids as originally intended by building code requirements.

SFC MINIMIZES BUILDING INFRASTRUCTURE DAMAGE

Observations made from seismic events have shown that an improperly attached light fixture can detach from the ceiling grid and swing wildly like a wrecking ball while supported by the backup slack wires.



This “wrecking ball” can ram other ceiling objects such as sprinklers, ceiling mounted fixtures and ceiling tiles with sufficient force to cause damage. The result have led to flying objects falling from ceilings and causing harm or injuring occupants.

Broken sprinklers have been known to cause extensive water damage to the building.

The SFC's unified ceiling module design will ensure that the light fixture and the supporting ceiling grid will respond to the earthquake in unison. As a result, the possibility of these kinds of building infrastructure damages caused by earthquakes would be minimized.


UNDERSTANDING POSITIVE ATTACHMENT

Lighting fixtures in a suspended ceiling system are required to be “positively attached” to prevent fragmenting and dislodging in a seismic event and causing possible harm and injury to building occupants.




DESCRIPTION	FINISH	QTY (PACK)	PRODUCT CODE	AX CODE
-------------	--------	------------	--------------	---------


AGI SFC 1 SEISMIC FIXTURE

	SFC 1 NZ 4 Pce Kit	EG	EA	SFC1NZ	P0051295


AGI SFC 1CF SEISMIC FIXTURE

	SFC 1 CF NZ 2 Pce Kit	EG	EA	SFC1CFNZ	P0033441


CHANNEL/STRUT & ANGLE

	SIZE (MM)	FINISH	LENGTH	PART NUMBER	PRODUCT CODE
	41/21/1.5	PG	6	173846	412115SCH
	41/21/2.0	PG	6	193709	412120SCH
		HDG	6	193860	412120SCHG
		316SS	6	200014	412120SCHS
	41/41/2.0	PG	6	193747	4120SCH
		HDG	6	196724	4120SCHG
		316SS	6	195796	4120SCHS
	41/41/2.5	PG	6	166720	4125SCH
		HDG	6	161497	4125SCHG
	41/62/2.5	PG	6	193792	416225SCH
		HDG	6	199527	416225SCHG
	41/75/3.0	PG	6	173999	417530SCH
	HDG	6	174008	417530SCHG	


SLOTTED DOUBLE CHANNEL

	41/21/2.0	PG	6	193815	412120SDCH
		HDG	6	193884	412120SDCHG
	41/41/2.0	PG	6	193822	414120SDCH
		HDG	6		414120SDCHG
	41/41/2.5	PG	6	166757	414125SDCH
		HDG	6	166748	414125SDCHG
	41/62/2.5	PG	6	193853	416225SDCH
		HDG	6		416225SDCHG
	41/75/3.0	PG	6	174161	417530SDCH
		HDG	6	173981	417530SDCHG


UN-SLOTTED SINGLE CHANNEL

	41/21/1.6	PG	6	-	E4000G
		HDG	6	-	E4000H
	41/21/2.5	PG	6	-	E3300G
		HDG	6	-	E3300H
	41/41/1.6	PG	6	-	E2000G
		HDG	6	-	E2000H
	41/41/2.5	PG	6	-	E1000G
		HDG	6	-	E1000H

SLOTTED ANGLE

	30 x 30 x 3	HDG	3	-	EF3000H
	50 x 50 x 3	HDG	3	-	EF5000H


UN-SLOTTED ANGLE

	30 x 30 x 2.5	PG	6	-	3025DGPA
	40 x 40 x 2.5	PG	6	-	4025DGPA
	40 x 40 x 4.0	PG	6	-	404DGPA
	50 x 50 x 2.5	PG	6	-	5025DGPA
	50 x 50 x 4.0	PG	6	-	504DGPA
	50 x 50 x 5.0	PG	6	-	505DGPA
	50 x 50 x 6.0	PG	6	-	506DGPA


CANTILEVER BRACKETS & SUPPORT BRACKETS

SIZE (MM)	FINISH	QTY (BOX)	PART NUMBER	PRODUCT CODE
-----------	--------	-----------	-------------	--------------


BRACED CANTILEVER BRACKETS

	300	HDG	1	-	CB4300H
	450	HDG	1	-	CB4450H
	600	HDG	1	-	CB4600H
	750	HDG	1	-	CB4750H
	900	HDG	1	-	CB4900H


CANTILEVER BRACKETS

	200	Z	10	115609	200SCB
		316SS	10	115520	200SCBS
	320	HDG	10	181667	320SCBG
		316SS	10	115548	320SCBS
	445	Z	10	115627	445SCB
		316SS	10	115557	445SCBS
	570	HDG	10	181676	570SCBG
	820	HDG	1	161479	820SCBG
1010	Z	1	149277	1010SCB	

SUPPORT BRACKETS

	100/100/40	PG	25	163921	100SSB
		HDG	25	163930	100SSBG
	150/150	PG	25	155513	150SSB
		200/200	PG	10	118170


TIE ROD

	300/200	HDG	10	125967	300200STR
	550/350	HDG	10	125994	550350STR
	725/400	HDG	10	151908	725400STR
	880/550	HDG	10	151892	880550STR




CHANNEL FIXINGS & END CAPS


SPEED NUTS

	SIZE (MM)	FINISH	QTY (PACK)	PART NUMBER	PRODUCT CODE
	M6	Z	50	180200	6SSNCC
		HDG	50	198698	6SSNCCH
	M8	316SS	50	199299	6SSNCCS
		Z	50	180209	8SSNCC
	M10	HDG	50	198650	8SSNCCH
		316SS	50	199305	8SSNCCS
	M12	Z	50	180218	10SSNCC
		HDG	50	186284	10SSNCCH
	M16	316SS	50	199312	10SSNCCS
		Z	50	182252	12SSNCC
		HDG	50	110015	12SSNCCH
		Z	50	182261	16SSNCC


BLOCK PHB

	M10	Z	50	198995	10SB
	M12	Z	50	199008	12SB


CHANNEL NUTS

	M10	Z	50	151944	10SCNHZ
		HDG	50	162115	10SCNHZG
	M12	Z	50	182288	12SCNHZ
		HDG	50	162133	12SCNHZG
	M16	316SS	50	182342	12SCNS
		Z	50	182297	16SCNHZ
		HDG	50	182279	16SCNHZG
		316SS	50	182351	16SCNS


HOLD DOWN BRACKET HK 41

	41/10	EG	50	178247	4110SHBB
		HDG	50	178247	4110SHBBH
	41/12	EG	50	178256	4112SHBB
		HDG	50	178256	4112SHBBH
	41/16	EG	50	178265	4116SHBB
		HDG	50	178265	4116SHBBH

BLOCKSET

	M10 x 35	Z	25	191594	1010SBS
	M10 x 75	Z	25	191603	1050SBS
	M10 x 125	Z	25	191612	10100SBS
	M10 x 175	Z	25	191621	10150SBS
	M10 x 275	Z	25	191639	10250SBS

END CAPS

	41/21	Yellow	100	101037	4121SEC
	41/41	Yellow	100	177689	4141SEC
		Grey	100	-	E1180G
	41/62	Yellow	50	153201	4162SEC
	41/75	Yellow	50	177716	4175SEC

SPRING NUTS

	M10	Zinc	50	-	E1008Z
		HDG	50	-	E1008H
	M12	Zinc	50	-	E1010Z
		HDG	50	-	E1010H

FLAT FITTINGS & CLOSURES

	TYPE	FINISH	QTY (BOX)	PART NUMBER	PRODUCT CODE
	CC-1	EG	20	181190	SFFCC1
	CC-2	EG	10	181199	SFFCC2
	CC-3	EG	10	181208	SFFCC3

E1067 STRAIGHT

	E1067	HDG	20	-	E1067H


E1031 TEE

	E1031	HDG	20	-	E1031H


E1036 BEND


	E1036	HDG	20	-	E1036H

CHANNEL COVER

	41	Yellow	2	180623	SCC
	E1184P	Grey	3	-	E1184P

CHANNEL LINING


	41	EPDM Black	30m	101189	SCL41
	41/50	EPDM Black	50mm	101204	SCL4150




ANGLE FITTINGS

	TYPE	FINISH	QTY (PACK)	PART NUMBER	PRODUCT CODE
	90/90/45°	EG	25	106759	SFBMW45
		HDG	25	162045	SFBMW45G
		316SS	25	105721	SFB45S


E1546 45° ANGLE BRACKET

	E1546	HDG	20	–	E1546H


FIXING BRACKET MW

	95/95/90°	EG	25	114936	SFBBMW90
		HDG	25	162036	SFBMW90G
		316SS	25	106281	SFB90S
	E1325	HDG	–	–	E1325H


FIXING BRACKET MW S

	60/40/90°	EG	25	115399	SFBS
		HDG	25	162063	SFBSH
	E1068	HDG	–	–	E1068H


FIXING BRACKET MW S

	90/60/90°	EG	25	114820	SFBS90
		HDG	25	162072	SFBS90H
	E1326	HDG	–	–	E1326H

ANGLE CONNECTOR CC 41 STABIL

	CC 41-90° Stabil	EG	25	191675	SAC90
	CC 41-90° Stabil W	EG	25	191684	SAC90W
	90° Stabil	316SS	25	191702	SFB90WS

ANGLE CONNECTOR CC 41 STABIL

	CC 41-45° Stabil	EG	25	191882	SAC45
	CC 41-45° Stabil W	EG	25	191891	SAC45W


FITTING SET MOS CC

	CC - MH 41	EG	10	191756	SFSMH41CC


FITTING SET MOS CC

	CC - MV 41	EG	10	191765	SFSMV41CC
	E1033	HDG	–	–	E1033H

ANGLE CONNECTOR CN CC 41

	CC 41-3	PG	10	180254	SACCC3
	E2224	HDG	–	–	E2224H


ANGLE CONNECTOR CN CC 41

	CC 41-4	PG	10	180245	SACCC4
	E2228	HDG	–	–	E2228H


ANGLE FITTINGS

TYPE	FINISH	QTY (PACK)	PART NUMBER	PRODUCT CODE
------	--------	------------	-------------	--------------


ANGLE CONNECTOR CN CC 41-2W

	CC 41-2	PG	10	193495	SAC90CC2W
	E2346	HDG	-	-	E2346H

ANGLE CONNECTOR CN CC 41-2

	CC 41-2	PG	10	193495	SAC90CC2


SUPPORT BRACKET WK

	100/100-40	EG	25	163921	100SSB
		HDG	25	163930	100SSBG
		316SS	10	118383	100SSBS
	E2484	HDG	-	-	E2484H
	150/150	EG	25	155513	150SSB
		316SS	25	193655	150SSBS
	200/200	EG	10	118170	200SSB

CORNER BRACKET EW 41

	EW 41	EG	25	160803	41SCBEW

CHANNEL BRACKET SH


	SH 41/21	EG	50	177338	4121SCB
	SH 41/41	EG	50	177365	4141SCB
		HDG	50	183116	4141SCBH
	E1047 41/41	HDG	-	-	E1047H
	SH 41/41 D	EG	10	183143	4141SDCB



BEAM CLAMPS & CHANNEL ROLLERS

TYPE	FINISH	QTY (PACK)	PART NUMBER	PRODUCT CODE
------	--------	------------	-------------	--------------

BEAM CLAMP TCS

	TCS 1 M10/M10	EG	50	116150	10SBC
		HDG	50	162151	10SBCH
		316SS	50	170231	10SBCS
	TCS 2 M12/M12	EG	25	174224	12SBC
	TCS 2 M12/M16	EG	25	174215	1216SBC

BEAM CLAMP UN THREADED TCS

	TCS 0 LC	EG	50	156648	SBC


BEAM CLAMP TCS 41

	TCS 41	EG	50	110004	SBC41

SAFETY STRAP SL VDS

	SL 1	PG	50	116798	1SSS
	SL 2	PG	50	116804	2SSS

U-HOLDER 41

	41 - M10	EG	20	183620	41SUH
	41 D - M10	EG	20	191657	41SDUH
	E2785	HDG	20	-	E2875H


CLAMPING END SKL

	SKL	EG	5	145671	SCE
	E3087	HDG	1	-	E3087H


E1386 BEAM CLAMP

	E1386	HDG	1	-	E1386H

UNIVERSAL JOINT UG

	UG M10	EG	50	198643	10SUJ
		316SS	50	171695	10SUJS
	UG M12	EG	25	158075	12SUJ
		316SS	25	171704	12SUJS
	UG M16	EG	25	158084	16SUJ

BEAM CLIP P

	P1	EG	50	116196	SBCP1
	P2	EG	25	116202	SBCP2
	P3	EG	25	116248	SBCP3
	P4	EG	25	116257	SBCP4


THREADED HOOK GH

	M10 x 150	EG	50	101602	10150STH


BEAM CLAMPS & CHANNEL ROLLERS

	TYPE	FINISH	QTY (PACK)	PART NUMBER	PRODUCT CODE
--	------	--------	------------	-------------	--------------


FLAT STEEL BULB BEAM CLAMP

	Beam Clamp	EG	25	198056	SBBC

HOOK SLEEVE SP

	Hook Sleeve	EG	50	106777	SHSSP


PURLIN CLAMP

	M10	EG	50	-	EPC10Z
	M12	EG	50	-	EPC12Z


SINGLE CHANNEL ROLLER

	E2749	EG	1	-	E2749Z

DOUBLE CHANNEL ROLLER


	E2750	EG	1	-	E2750Z


MOUNTING PLATE GPL


	Normal M10	EG	50	138361	10SBP
	Stabil M12	EG	50	107556	12SBP
	Stabil M16	EG	50	138352	16SBP
	Stabil 3/4"	EG	50	138538	34SBP
	Stabil 1"	EG	50	107592	1SBP





END SUPPORTS, JOINERS & ADJUSTABLE FITTINGS


	TYPE	FINISH	QTY (PACK)	PART NUMBER	PRODUCT CODE
	41/21	EG	10	177725	4121SES
	41/41	EG	10	155054	4141SES
		HDG	10	198070	4141SESH
		316SS	5	193631	4141SESS
	41/62	EG	5	155063	4162SES
	41/75	EG	5	177752	4175SES


	41/21	EG	10	177725	4121DES
	41/41	EG	5	106768	4141DES
	41/62	EG	5	155090	4162DES
	41/75	EG	5	177779	4175DES


	E2072	HDG	-	-	E2072H


	E2072A	HDG	-	-	E2072AH


	E2346	HDG	-	-	E2346H


	E2815	HDG	-	-	E2815H

	JOI 41 T	HDG	20	197615	SJ41T

	E922J External	Zinc	1	-	E922JEXT
	Narrow Channel Nuts	Zinc	4	-	E3016Z
	6x16 Countersunk Pozi	Zinc	4	-	616CPMSZ

	SK 41/21	EG	10	177599	4121SCC
	SK 41/41	EG	10	155115	4141SCC
	SK 41/62	EG	10	155124	4162SCC
	SK 41/75	EG	10	177626	4175SCC


	JOI 41 V	HDG	50	198049	SJ41V
	JOI 41 Z	HDG	50	199244	SJ41Z

	SFK	EG	5	105110	SSFKB


PIPE CLAMPS & ACCESSORIES

SIZE (MM)	FINISH	QTY (PACK)	PART NUMBER	PRODUCT CODE
-----------	--------	------------	-------------	--------------


DUO CLAMP SRS

	19-22	EG	100	173225	15SPCD
	27-30	EG	100	173234	20SPCD
	32-36	EG	100	173243	25SPCD
	40-44	EG	50	173252	32SPCD
	48-54	EG	50	173261	40SPCD
	60-66	EG	50	173279	50SPCD
	75-80	EG	25	173297	65SPCD
	84-89	EG	25	173306	80SPCD
	110-115	EG	25	173324	100SPCD


DUO CLAMP SRS WITH LINING

	12-15	EG/EPDM Lining	100	159368	1215SPCDL
	20-23	EG/EPDM Lining	100	159386	15SPCDL
	25-28	EG/EPDM Lining	100	159395	20SPCDL
	32-35	EG/EPDM Lining	100	159401	25SPCDL
	40-45	EG/EPDM Lining	50	159614	32SPCDL
	48-52	EG/EPDM Lining	50	159623	40SPCDL
	60-64	EG/EPDM Lining	50	159632	50SPCDL
	73-80	EG/EPDM Lining	25	159641	65SPCDL
	86-91	EG/EPDM Lining	25	159650	80SPCDL
	102-108	EG/EPDM Lining	25	179021	102108SPCDL
	110-115	EG/EPDM Lining	25	159669	100SPCDL
	162-170	EG/EPDM Lining	25	191468	150SPCDL


RATIO S M8

	13-16	EG/EPDM Lining	100	157339	15SPCS8
	20-24	EG/EPDM Lining	100	157348	20SPCS8
	25-30	EG/EPDM Lining	100	157357	25SPCS8
	31-38	EG/EPDM Lining	50	157320	32SPCS8
	40-46	EG/EPDM Lining	50	157311	40SPCS8
	48-51	EG/EPDM Lining	50	157302	50SPCS8


UN8 TWO PIECE PIPE CLAMP

	15NB	HDC	1	-	UN8-21H
	20NB	HDC	1	-	UN8-27H
	25NB	HDC	1	-	UN8-34H
	32NB	HDC	1	-	UN8-43H
	40NB	HDC	1	-	UN8-48H
	50NB	HDC	1	-	UN8-60H
	65NB	HDC	1	-	UN8-76H
	80NB	HDC	1	-	UN8-89H
	100NB	HDC	1	-	UN8-114H

U BOLT RUB


	50NB	EG	50	102816	50SUB
	65NB	EG	50	102825	65SUB
	80NB	EG	50	102834	80SUB
	100NB	EG	25	102171	100SUB
	125NB	EG	25	102180	125SUB
	150NB	EG	10	102199	150SUB
	200NB	EG	10	102870	200SUB

U BOLT RUB 3570 A HCP


	26.9	HDC	50	162179	20SUBG
	33.7	HDC	50	162188	25SUBG
	42.4	HDC	50	162197	32SUBG
	48.3	HDC	50	162203	40SUBG
	60.3	HDC	50	162212	50SUBG
	76.1	HDC	50	162221	65SUBG
	88.9	HDC	50	162230	80SUBG
	114.3	HDC	25	162249	100SUBG
	139.7	HDC	25	162258	125SUBG
	168.3	HDC	10	162267	150SUBG
	219.1	HDC	10	162285	200SUBG
	274.0	HDC	10	162294	250SUBG
	323.9	HDC	1	162300	300SUBG

PIPE CLAMPS & ACCESSORIES


UN14 U-BOLT

	20NB	HDG	1	-	UN14-27H
	25NB	HDG	1	-	UN14-34H
	32NB	HDG	1	-	UN14-43H
	40NB	HDG	1	-	UN14-48H
	50NB	HDG	1	-	UN14-60H
	65NB	HDG	1	-	UN14-76H
	80NB	HDG	1	-	UN14-89H
	100NB	HDG	1	-	UN14-114H
	125NB	HDG	1	-	UN14-140H
	150NB	HDG	1	-	UN14-165H


U CLAMP RUC

	22	PG	50	159021	15SUC
	28	PG	50	159030	20SUC
	34	PG	25	159049	25SUC
	43	PG	25	159058	32SUC
	49	PG	25	159067	40SUC
	61	PG	25	159076	50SUC
	77	PG	25	159085	65SUC
	90	PG	25	159094	80SUC
	115	PG	25	159100	100SUC
	169	PG	1	159128	150SUC
	221	PG	1	159137	200SUC

UN15 SADDLE CLAMP

	25NB	HDG	1	-	UN15-34H
	32NB	HDG	1	-	UN15-43H
	40NB	HDG	1	-	UN15-48H
	50NB	HDG	1	-	UN15-60H
	65NB	HDG	1	-	UN15-76H
	80NB	HDG	1	-	UN15-89H
	100NB	HDG	1	-	UN15-114H
	150NB	HDG	1	-	UN15-165H


STABIL D-3G

	20-24	EG	50	107714	15SPCD3G
	25-30	EG	50	107723	20SPCD3G
	31-35	EG	50	107015	25SPCD3G
	40-45	EG	50	107024	32SPCD3G
	48-53	EG	50	107033	40SPCD3G
	54-59	EG	50	107042	5459SPCD3G
	60-65	EG	50	107051	50SPCD3G
	67-72	EG	50	107060	67725PCD3G
	76-81	EG	25	107079	65SPCD3G
	82-87	EG	25	107088	82875PCD3G
	88-93	EG	25	107097	80SPCD3G
	102-108	EG	25	107103	102108SPCD3G
	110-116	EG	25	107122	100SPCD3G
	124-129	EG	25	107121	124129SPCD3G
	133-140	EG	10	107130	133140SPCD3G
	140-148	EG	10	115885	125SPCD3G
	149-155	EG	10	107149	149155SPCD3G
	159-165	EG	10	107158	159165SPCD3G
	167-173	EG	10	107167	150SPCD3G
	176-184	EG	10	107176	176184SPCD3G
	188-194	EG	10	107185	188194SPCD3G
	199-205	EG	10	107194	199205SPCD3G
	207-216	EG	10	148939	207216SPCD3G
	219-225	EG	10	107200	200SPCD3G
	244-250	EG	10	107219	244250SPCD3G
	267-273	EG	10	107228	250SPCD3G
	278-284	EG	10	109237	278284SPCD3G
297-303	EG	10	107246	297303SPCD3G	


PIPE CLAMPS & ACCESSORIES

SIZE (MM)	FINISH	QTY (PACK)	PART NUMBER	PRODUCT CODE
-----------	--------	------------	-------------	--------------


STABIL D-1G

	60-65	HDG	50	163675	50SPCD1G
	76-81	HDG	50	163693	65SPCD1G
	82-87	HDG	50	163709	8287SPCD1G
	88-93	HDG	25	163718	80SPCD1G
	102-108	HDG	25	163727	102108SPCD1G
	110-116	HDG	25	163736	100SPCD1G
	124-129	HDG	25	163745	124129SPCD1G
	140-148	HDG	10	163763	1255PCD1G
	159-165	HDG	10	163781	150SPCD1G
	219-225	HDG	10	163842	200SPCD1G
267-273	HDG	10	163860	250SPCD1G	

E5 CHANNEL/STRUT CLIPS

	21.3	HDG	1	-	E5-21H
	26.9	HDG	1	-	E5-27H
	33.7	HDC	1	-	E5-34H
	42.4	HDC	1	-	E5-43H
	48.3	HDC	1	-	E5-48H
	60.3	HDC	1	-	E5-60H
	76.1	HDC	1	-	E5-76H
	88.9	HDC	1	-	E5-89H
	113.3	HDC	1	-	E5-114H
	139.7	HDC	1	-	E5-140H
165.1	HDC	1	-	E5-165H	

UN18 TWO PIECE PIPE CLAMP


	50NB	HDC	1	-	UN18-60H
	65NB	HDC	1	-	UN18-76H
	80NB	HDC	1	-	UN18-89H
	102	HDC	1	-	UN18-102H
	100NB	HDC	1	-	UN18-114H
	127	HDC	1	-	UN18-127H
	125NB	HDC	1	-	UN18-140H
	152	HDC	1	-	UN18-152H
	150NB	HDC	1	-	UN18-165H
	178	HDC	1	-	UN18-178H
203	HDC	1	-	UN18-203H	
200NB	HDC	1	-	UN18-219H	




PIPE CLAMPS & ACCESSORIES

SIZE (MM)	FINISH	QTY (PACK)	PART NUMBER	PRODUCT CODE
-----------	--------	------------	-------------	--------------


PIPE CLAMP STABIL RB-A HCP

	61	HDG	25	112797	50SPCH
	77	HDG	25	112799	65SPCH
	89	HDG	25	112800	80SPCH
	115	HDG	10	112803	100SPCH
	169	HDG	10	112807	150SPCH
	220	HDG	1	112809	200SPCH

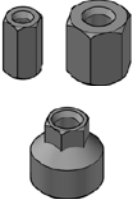
UN16 TWO PIECE PIPE CLAMP

	50NB	HDG	1	-	UN16-60H
	65NB	HDG	1	-	UN16-76H
	80NB	HDG	1	-	UN16-89H
	100NB	HDG	1	-	UN16-114H
	125NB	HDG	1	-	UN16-140H
	150NB	HDG	1	-	UN16-165H
	200NB	HDG	1	-	UN16-219H

REFRIGERATION CLAMP SKS

	17-22	PG	50	191207	15SSKSRC
	27-32	PG	50	191216	20SSKSRC
	33-38	PG	50	191225	25SSKSRC
	42-47	PG	25	191234	32SSKSRC
	48-54	PG	25	191243	40SSKSRC
	57-62	PG	25	191252	50SSKSRC
	70-75	PG	25	191261	7075SSKSRC
	76-81	PG	25	191279	65SSKSRC
	89-97	PG	25	191288	80SSKSRC
	107-112	PG	10	191297	107112SSKSRC
	113-117	PG	10	191306	100SSKSRC
	138-142	PG	10	191324	125SSKSRC
	168-172	PG	10	191342	150SSKSRC
	219-222	PG	1	191351	200SSKSRC
	272-275	PG	1	191369	250SSKSRC
	324-327	PG	1	191378	324327SSKSRC


ADAPTER AD

	M16/M10	EG	50	106740	1610SFFA
	M16/M12	EG	50	124665	1612SFFA
	M16/M16	EG	50	106290	1616SFFA
	3/8"/M16	EG	25	146335	38M16SFFA
	1/2"/M10	EG	10	146371	12M10SFFA
	1/2"/M12	EG	25	156639	12M12SFFA
	1/2"/M16	EG	25	124656	12M16SFFA
	1/2"/3/8"	EG	25	146344	1238SFFA
	1/2"/1/2"	EG	10	146380	1212SFFA
	3/4"/M10	EG	10	105651	3410SFFA
	3/4"/M12	EG	10	105749	34M12SFFA
	3/4"/M16	EG	10	105660	3416SFFA
	3/4"/3/8"	EG	25	146353	3438SFFA
	3/4"/1/2"	EG	10	146399	3412SFFA
	1"/M16	EG	10	105688	1625SFFA
	M16/1/2"	EG	25	157922	1615SFFA
M16/3/4"	EG	25	157931	1620SFFA	

TRIPLE THREAD CONNECTING NUT

	M16/M10/M8	EG	50	146326	SPCD3GTTC


TIMBER FERRULE

	13	T	2.4m	-	TF13
	19	T	2.4m	-	TF19
	25	T	2.4m	-	TF25
	38	T	2.4m	-	TF38


DUCTING SUPPORTS

SIZE (MM)	FINISH	QTY (PACK)	PART NUMBER	PRODUCT CODE
-----------	--------	------------	-------------	--------------


DUCTING CLAMP PLU 1G-N

	100	PG	100	199855	100SDCL
	125	PG	100	199879	125SDCL
	150	PG	70	199893	150SDCL
	200	PG	50	199923	200SDCL
	250	PG	40	199947	250SDCL
	300	PG	40	199961	300SDCL
	350	PG	40	199985	350SDCL
	400	PG	30	199992	400SDCL
	450	PG	20	199993	450SDCL
	500	PG	20	199994	500SDCL
	600	PG	1	190199	600SDCL
	700	PG	1	190217	700SDCL
900	PG	1	190235	900SDCL	

DUCTING BRACKET LCO

	Ducting Bracket 20	EG	200	170222	SDB

DUCTING CHANNEL MS 27/37

	27/37	PG	3m	200015	37SCHCC27

END CAP ADK 27/37

	27/37	Yellow	100	110571	2737SEC


DUCTING ANGLE LUW A


	A-L	PG	100	110496	SDBL
	A-Z	PG	100	110498	SDBZ
	A-SL	PG	100	110497	SDBSL
	A-SZ	PG	100	110499	SDBSZ

DUCTING ANGLE LUW STABIL


	170/90	PG	10	158534	SDAS

REDUCING ADAPTER


	M8-M10	EG	M10 x10	113689	810SFFFA




PIPE GUIDES & SLIDE ELEMENTS

	TYPE	FINISH	QTY (PACK)	PART NUMBER	PRODUCT CODE
	2G	EG	25	126755	SSS2G
	2G2	EG	25	126764	SSS2G2


SLIDE SET GS 2G-PL

	1-2G/1	EG	25	127127	SSS2GP
	2-2G/1	EG	25	127136	SSS2G2P


SLIDE SET GS H3G

	H3G2	EG	10	126700	SSSH3G2
	H3G2	EG	10	149295	SSSH3G
	H3G2	316SS	10	170125	SSSH3GS


SLIDE SET GS H3G-PL

	H3G2-PL	EG	10	126658	SSSH3G2P
	H3G-PL	EG	10	149301	SSSH3GP
	H3G2-PL	316SS	10	170134	SSSH3G1S

SLIDE ELEMENT GS 41

	41-M10	EG	10	190658	SSE41
		316SS	10	190667	SSE41S


SLIDE ELEMENT GLE J

	J10-M10	EG	25	126861	SSEJ10
	J12-M12	EG	25	126870	SSEJ12
	J16-M16	EG	25	126889	SSEJ16




SIMOTEC PIPE SHOES


SLIDING SUPPORT LA-HV

	TYPE	D (PIPE MM)	FINISH	QTY (PACK)	PRODUCT CODE
	LA-HV 90 DN 15	21.3	HDG	1	112386
	LA-HV 90 DN 20	26.9	HDG	1	112387
	LA-HV 90 DN 25	33.7	HDG	1	110035
	LA-HV 90 DN 32	42.4	HDG	1	110036
	LA-HV 90 DN 40	48.3	HDG	1	110037
	LA-HV 90 DN 50	60.3	HDG	1	110038
	LA-HV 90 DN 65	76.1	HDG	1	110039
	LA-HV 90 DN 80	88.9	HDC	1	110040
	LA-HV 90 DN 100	114.3	HDG	1	110041
	LA-HV 90 DN 125	139.7	HDG	1	110042
	LA-HV 90 DN 150	168.3	HDG	1	110043
	LA-HV 150 DN 15	21.3	HDG	1	112388
	LA-HV 150 DN 20	26.9	HDC	1	112389
	LA-HV 150 DN 25	33.7	HDC	1	110044
	LA-HV 150 DN 32	42.4	HDC	1	110045
	LA-HV 150 DN 40	48.3	HDC	1	110046
	LA-HV 150 DN 50	60.3	HDC	1	110047
	LA-HV 150 DN 65	76.1	HDC	1	110048
	LA-HV 150 DN 80	88.9	HDC	1	110049
	LA-HV 150 DN 100	114.3	HDC	1	110050
	LA-HV 150 DN 125	139.7	HDC	1	110051
	LA-HV 150 DN 150	168.3	HDC	1	110052
	LA-HV 200 DN 15	21.3	HDC	1	112390
	LA-HV 200 DN 20	26.9	HDC	1	112391
	LA-HV 200 DN 25	33.7	HDC	1	110053
	LA-HV 200 DN 32	42.4	HDC	1	110054
	LA-HV 200 DN 40	48.3	HDC	1	110055
	LA-HV 200 DN 50	60.3	HDC	1	110056
	LA-HV 200 DN 65	76.1	HDC	1	110057
	LA-HV 200 DN 80	88.9	HDC	1	110058
	LA-HV 200 DN 100	114.3	HDC	1	110059
	LA-HV 200 DN 125	139.7	HDC	1	110060
	LA-HV 200 DN 150	168.3	HDC	1	110061


SLIDING SUPPORT LC-HV

	LC-HV 90 DN 15	21.3	HDC	1	112392
	LC-HV 90 DN 20	26.9	HDC	1	112393
	LC-HV 90 DN 25	33.7	HDC	1	110062
	LC-HV 90 DN 32	42.4	HDC	1	110063
	LC-HV 90 DN 40	48.3	HDC	1	110064
	LC-HV 90 DN 50	60.3	HDC	1	110065
	LC-HV 90 DN 65	76.1	HDC	1	110066
	LC-HV 90 DN 80	88.9	HDC	1	110067
	LC-HV 90 DN 100	114.3	HDC	1	110068
	LC-HV 90 DN 125	139.7	HDC	1	110069
	LC-HV 90 DN 150	168.3	HDC	1	110070
	LC-HV 90 DN 200	219.1	HDC	1	110071
	LC-HV 90 DN 250	273.0	HDC	1	110072
	LC-HV 90 DN 300	323.9	HDC	1	110073
	LC-HV 150 DN 15	21.3	HDC	1	112394
	LC-HV 150 DN 20	26.9	HDC	1	112395
	LC-HV 150 DN 25	33.7	HDC	1	110074
	LC-HV 150 DN 32	42.4	HDC	1	110075
	LC-HV 150 DN 40	48.3	HDC	1	110076
	LC-HV 150 DN 50	60.3	HDC	1	110077
	LC-HV 150 DN 65	76.1	HDC	1	110078
	LC-HV 150 DN 80	88.9	HDC	1	110079
	LC-HV 150 DN 100	114.3	HDC	1	110080
	LC-HV 150 DN 125	139.7	HDC	1	110081
	LC-HV 150 DN 150	168.3	HDC	1	110082
	LC-HV 150 DN 200	219.1	HDC	1	110083
	LC-HV 150 DN 250	273.0	HDC	1	110084
	LC-HV 150 DN 300	323.9	HDC	1	110085


SIMOTEC PIPE SHOES

	TYPE	D (PIPE MM)	FINISH	QTY (PACK)	PART NUMBER
	LC-HV 200 DN 15	21.3	HDG	1	112396
	LC-HV 200 DN 20	26.9	HDG	1	112397
	LC-HV 200 DN 25	33.7	HDG	1	110086
	LC-HV 200 DN 32	42.4	HDG	1	110087
	LC-HV 200 DN 40	48.3	HDG	1	110088
	LC-HV 200 DN 50	60.3	HDG	1	110089
	LC-HV 200 DN 65	76.1	HDG	1	110090
	LC-HV 200 DN 80	88.9	HDG	1	110091
	LC-HV 200 DN 100	114.3	HDG	1	110092
	LC-HV 200 DN 125	139.7	HDG	1	110093
	LC-HV 200 DN 150	168.3	HDG	1	110094
	LC-HV 200 DN 200	219.1	HDG	1	110095
	LC-HV 200 DN 250	273.0	HDG	1	110096
LC-HV 200 DN 300	323.9	HDG	1	110097	


SLIDING SUPPORT LD-HV

	LC-HV 90 DN 15	21.3	HDG	1	112392
	LC-HV 90 DN 20	26.9	HDG	1	112393
	LC-HV 90 DN 25	33.7	HDG	1	110062
	LC-HV 90 DN 32	42.4	HDG	1	110063
	LC-HV 90 DN 40	48.3	HDG	1	110064
	LC-HV 90 DN 50	60.3	HDG	1	110065
	LC-HV 90 DN 65	76.1	HDG	1	110066
	LC-HV 90 DN 80	88.9	HDG	1	110067
	LC-HV 90 DN 100	114.3	HDG	1	110068
	LC-HV 90 DN 125	139.7	HDG	1	110069
	LC-HV 90 DN 150	168.3	HDG	1	110070
	LC-HV 90 DN 200	219.1	HDG	1	110071
	LC-HV 90 DN 250	273.0	HDG	1	110072
	LC-HV 90 DN 300	323.9	HDG	1	110073
	LC-HV 150 DN 15	21.3	HDG	1	112394
	LC-HV 150 DN 20	26.9	HDG	1	112395
	LC-HV 150 DN 25	33.7	HDG	1	110074
	LC-HV 150 DN 32	42.4	HDG	1	110075
	LC-HV 150 DN 40	48.3	HDG	1	110076
LC-HV 150 DN 50	60.3	HDG	1	110077	
LC-HV 150 DN 65	76.1	HDG	1	110078	


SLIDING SUPPORT LK-HV 150

	LC-HV 90 DN 15	21.3	HDG	1	112392
	LC-HV 90 DN 20	26.9	HDG	1	112393
	LC-HV 90 DN 25	33.7	HDG	1	110062
	LC-HV 90 DN 32	42.4	HDG	1	110063
	LC-HV 90 DN 40	48.3	HDG	1	110064
	LC-HV 90 DN 50	60.3	HDG	1	110065
	LC-HV 90 DN 65	76.1	HDG	1	110066
	LC-HV 90 DN 80	88.9	HDG	1	110067
	LC-HV 90 DN 100	114.3	HDG	1	110068
	LC-HV 90 DN 125	139.7	HDG	1	110069
	LC-HV 90 DN 150	168.3	HDG	1	110070
LC-HV 90 DN 200	219.1	HDG	1	110071	

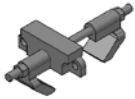
GUIDING SET FS

	LC-HV 90 DN 15	21.3	HDG	1	112392
	LC-HV 90 DN 20	26.9	HDG	1	112393
	LC-HV 90 DN 25	33.7	HDG	1	110062
	LC-HV 90 DN 32	42.4	HDG	1	110063

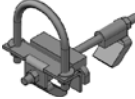
FIXED POINT SET XS

	LC-HV 90 DN 15	21.3	HDG	1	112392
	LC-HV 90 DN 20	26.9	HDG	1	112393
	LC-HV 90 DN 25	33.7	HDG	1	110062
	LC-HV 90 DN 32	42.4	HDG	1	110063

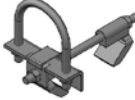
SIMOTEC PIPE SHOES

	TYPE	D (PIPE MM)	FINISH	QTY (PACK)	PART NUMBER
	LU-H 40 DN 25-150	33.7-168.3	HDG	1	164241
	LU-H 40 DN 200-300	219.1-323.9	HDG	1	164250

GUIDED SUPPORT FR-H 40


	FR-H 40 DN 25	33.7	HDG	1	164269
	FR-H 40 DN 32	42.4	HDG	1	167891
	FR-H 40 DN 40	48.3	HDC	1	164278
	FR-H 40 DN 50	60.3	HDG	1	164287
	FR-H 40 DN 65	76.1	HDG	1	167907
	FR-H 40 DN 80	88.9	HDG	1	164296
	FR-H 40 DN 100	114.3	HDG	1	164302
	FR-H 40 DN 125	139.7	HDG	1	164311
	FR-H 40 DN 150	168.3	HDG	1	164320
	FR-H 40 DN 200	219.1	HDG	1	164339
	FR-H 40 DN 250	273.0	HDG	1	164348
FR-H 40 DN 300	323.9	HDG	1	164357	

FIXED POINT XR-H 40

	XR-H 40 DN 25	33.7	HDG	1	164366
	XR-H 40 DN 32	42.4	HDG	1	167916
	XR-H 40 DN 40	48.3	HDG	1	164375
	XR-H 40 DN 50	60.3	HDG	1	164384
	XR-H 40 DN 65	76.1	HDG	1	167925
	XR-H 40 DN 80	88.9	HDG	1	164393
	XR-H 40 DN 100	114.3	HDC	1	164409
	XR-H 40 DN 125	139.7	HDG	1	164418
	XR-H 40 DN 150	168.3	HDG	1	164427
	XR-H 40 DN 200	219.1	HDG	1	164436
	XR-H 40 DN 250	273.0	HDG	1	164445
	XR-H 40 DN 300	323.9	HDG	1	164454




PRESSIX CC 27 CHANNEL SYSTEM

	TYPE	FINISH	QTY (PACK)	PART NUMBER	PRODUCT CODE
	27/15/1.0	PG	3m	198483	15SCHCC27
	27/15/1.25	PG	3m	112885	15SCHCC27
	27/25/1.25	PG	3m	112886	25SCHCC27
	27/37/1.25	PG	3m	200015	37SCHCC27

END CAP ADK 27

	27/15	Yellow	100	193696	2715SEC
	27/25	Yellow	100	111463	2725SEC
	27/37	Yellow	100	110571	2737SEC

CHANNEL LINING SAL 27

	27	EPDM	30m	195963	SCL27
	27/100	EPDM	100mm	195970	SCL27100

T-HEAD BOLT HM 27

	HM 27 M10 x 15	EG	50	106494	27STHB1020
	HM 27 M10 x 25	EG	50	106500	27STHB1030


HOLDING BRACKET HK 27

	27/10	EG	50	114422	2710SHBB

CHANNEL NUT NT 27

	27-M8	EG	100	124382	278SCN
	27-M10	EG	100	181577	2710SCN

SPEED NUT NT CC 27

	CC 27-M6	EG	100	195956	6SSNCC27
	CC 27-M8	EG	100	195949	8SSNCC27

BLOCK PB 27

	M8	EG	100	195932	8SBSCC27

ANGLE CONNECTOR CN CC 27-90°

	CC 27-90°	EG	50	195772	SACC2790
	CC 27-90° W	EG	50	195789	SACC2790W

FITTING SET MOS 27

	MV 27	EG	10	195871	SFSMV27


BEAM CLAMP SB 27

	27 - M8	EG	20	195864	SUHCC27


PRESSIX CC 27 CHANNEL SYSTEM

TYPE	FINISH	QTY (PACK)	PART NUMBER	PRODUCT CODE
------	--------	------------	-------------	--------------

BLOCKSET PBS CC 27

	M8 x 35	EG	100	195888	835SBSCC27
	M8 x 75	EG	100	195895	875SBSCC27
	M8 x 125	EG	50	195901	8125SBSCC27
	M8 x 175	EG	50	195918	8175SBSCC27
	M8 x 275	EG	50	195925	8275SBSCC27

CANTILEVER BRACKET AK 27


	27/25 - 200	EG	25	112326	200SCBCC27
	27/25 - 250	EG	25	112327	250SCBCC27
	27/25 - 300	EG	25	112328	300SCBCC27
	27/25 - 500	EG	25	112329	500SCBCC27
	27/25 - 700	EG	1	112330	700SCBCC27
	27/25 - 300Hori	EG	25	112366	300SCBHCC27

WEBBING PIECE KNO

	KNO 1	EG	10	107769	27SWPK



FRAMO 80 MODULAR SUPPORTS

	TYPE	FINISH	QTY (PACK)	PART NUMBER	PRODUCT CODE
	TP F 80	HDG	6m	192539	STPF80

OCTAGONAL COUPLING PK F 80

	PK F 80 8kt - 280	HDG	1	111446	F80C

CANTILEVER BRACKET AK F 80

	AK F 80-400	HDG	1	192764	SCBAK400
	AK F 80-800	HDG	1	192771	SCBAK800


BEAM BRACKET TKO F 80

	TKO F 80-400	HDG	1	192788	SBTKO400
	TKO F 80-800	HDG	1	192795	SBTKO800

END SUPPORT STA F 80

	STA F 80	HDG	1	192856	F80SCES
	STA F 80-E	HDG	1	192863	F80ESCES
	STA F 80-A	HDG	1	192870	F80ASCES

END SUPPORT WBD F 80

	WBD F 80-80/120	HDG	1	192801	F80120SES
	WBD F 80-121/160	HDG	1	192818	F80160SES
	WBD F 80-161/200	HDG	1	192825	F80200SES
	WBD F 80-201/300	HDG	1	192832	F80300SES
	WBD F 80-T	HDG	1	192849	F80TSES

JOINT JOI F 80 HCP

	JOI F 80	HDG	1	111448	SPJ

CHANNEL ADAPTER SA F 80

	SA F 80-41	HDG	1	192887	F80CA

ASSEMBLY SET PS

	Set P2 S	HDG	1	168494	SASP2
	Set P3 S	HDG	1	179147	SASP3
	Set P2/2 S	HDG	1	183800	SASP22

U-HOLDER SB F 80

	SB F 80-16	HDG	20	192683	F8016BC
	SB F 80-40	HDG	10	194010	F8040BC


BEAM SECTION HOLDER TPH F 80

	TPH F 80	HDG	10	195765	F80BH
	TPH F 80 C	HDG	10	111732	F80BHC


FRAMO 80 MODULAR SUPPORTS

	TYPE	FINISH	QTY (PACK)	PART NUMBER	PRODUCT CODE
--	------	--------	------------	-------------	--------------


SELF FORMING SCREW FLS F 80

	FLS F 80	HDG	100	192512	SSFS


END CAP ADK F 80

	ADK F 80	Yellow	25	192674	F80EC

MOUNTING PLATES GPL F 80

	GPL F 80-M10	HDG	50	113004	F8010BP
	GPL F 80-M12	HDG	50	112911	F8012BP
	GPL F 80-M16	HDG	50	195833	F8016BP


U BOLT FASTENING F 80

	UB F 80-1/2" - 11/2"	HDG	25	192931	F80UBF38
	UB F 80-2" - 3"	HDG	10	196212	F80UBF80
	UB F 80-4" - 6"	HDG	20	113124	F80UBF46
	UB F 80-8" - 12"	HDG	20	113125	F80UBF812



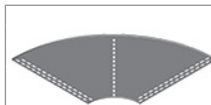
ROLLED EDGE CABLE TRAY

ROLLED EDGE CABLE TRAY



SIZE (MM)	FINISH	QTY (PACK)	PART NUMBER	PRODUCT CODE
50	GB	3m	-	50REG
100	GB	3m	-	100REG
150	GB	3m	-	150REG
200	GB	3m	-	200REG
300	GB	3m	-	300REG
450	GB	3m	-	450REG
600	GB	3m	-	600REG
50	HDG	3m	-	50REH
100	HDG	3m	-	100REH
150	HDG	3m	-	150REH
200	HDG	3m	-	200REH
300	HDG	3m	-	300REH
450	HDG	3m	-	450REH
600	HDG	3m	-	600REH
50	AL	2.4m	-	50REA
100	AL	2.4m	-	100REA
150	AL	2.4m	-	150REA
200	AL	2.4m	-	200REA
300	AL	2.4m	-	300REA
450	AL	2.4m	-	450REA
600	AL	2.4m	-	600REA
50	316SS	2.4m	-	50RES
100	316SS	2.4m	-	100RES
150	316SS	2.4m	-	150RES
200	316SS	2.4m	-	200RES
300	316SS	2.4m	-	300RES
450	316SS	2.4m	-	450RES
600	316SS	2.4m	-	600RES

ROLLED EDGE 90° BEND




50	GB	EA	-	50REBG
100	GB	EA	-	100REBG
150	GB	EA	-	150REBG
200	GB	EA	-	200REBG
300	GB	EA	-	300REBG
450	GB	EA	-	450REBG
600	GB	EA	-	600REBG
50	HDG	EA	-	50REBH
100	HDG	EA	-	100REBH
150	HDG	EA	-	150REBH
200	HDG	EA	-	200REBH
300	HDG	EA	-	300REBH
450	HDG	EA	-	450REBH
600	HDG	EA	-	600REBH
50	AL	EA	-	50REBA
100	AL	EA	-	100REBA
150	AL	EA	-	150REBA
200	AL	EA	-	200REBA
300	AL	EA	-	300REBA
450	AL	EA	-	450REBA
600	AL	EA	-	600REBA
50	316SS	EA	-	50REBS
100	316SS	EA	-	100REBS
150	316SS	EA	-	150REBS
200	316SS	EA	-	200REBS
300	316SS	EA	-	300REBS
450	316SS	EA	-	450REBS
600	316SS	EA	-	600REBS

ROLLED EDGE CABLE TRAY


SIZE (MM)	FINISH	QTY (PACK)	PART NUMBER	PRODUCT CODE
-----------	--------	------------	-------------	--------------

ROLLED EDGE TEE



50	GB	EA	-	50RETG
100	GB	EA	-	100RETG
150	GB	EA	-	150RETG
200	GB	EA	-	200RETG
300	GB	EA	-	300RETG
450	GB	EA	-	450RETG
600	GB	EA	-	600RETG
50	HDG	EA	-	50RETH
100	HDG	EA	-	100RETH
150	HDG	EA	-	150RETH
200	HDG	EA	-	200RETH
300	HDG	EA	-	300RETH
450	HDG	EA	-	450RETH
600	HDG	EA	-	600RETH
50	AL	EA	-	50RETA
100	AL	EA	-	100RETA
150	AL	EA	-	150RETA
200	AL	EA	-	200RETA
300	AL	EA	-	300RETA
450	AL	EA	-	450RETA
600	AL	EA	-	600RETA
50	316SS	EA	-	50RETS
100	316SS	EA	-	100RETS
150	316SS	EA	-	150RETS
200	316SS	EA	-	200RETS
300	316SS	EA	-	300RETS
450	316SS	EA	-	450RETS
600	316SS	EA	-	600RETS

ROLLED EDGE INTERNAL RISER




50	GB	EA	-	50REIRG
100	GB	EA	-	100REIRG
150	GB	EA	-	150REIRG
200	GB	EA	-	200REIRG
300	GB	EA	-	300REIRG
450	GB	EA	-	450REIRG
600	GB	EA	-	600REIRG
50	HDG	EA	-	50REIRH
100	HDG	EA	-	100REIRH
150	HDG	EA	-	150REIRH
200	HDG	EA	-	200REIRH
300	HDG	EA	-	300REIRH
450	HDG	EA	-	450REIRH
600	HDG	EA	-	600REIRH
50	AL	EA	-	50REIRA
100	AL	EA	-	100REIRA
150	AL	EA	-	150REIRA
200	AL	EA	-	200REIRA
300	AL	EA	-	300REIRA
450	AL	EA	-	450REIRA
600	AL	EA	-	600REIRA
50	316SS	EA	-	50REIRS
100	316SS	EA	-	100REIRS
150	316SS	EA	-	150REIRS
200	316SS	EA	-	200REIRS
300	316SS	EA	-	300REIRS
450	316SS	EA	-	450REIRS
600	316SS	EA	-	600REIRS

ROLLED EDGE EXTERNAL RISER


SIZE (MM)	FINISH	QTY (PACK)	PART NUMBER	PRODUCT CODE
-----------	--------	------------	-------------	--------------

ROLLED EDGE EXTERNAL RISER




50	GB	EA	-	50REERG
100	GB	EA	-	100REERG
150	GB	EA	-	150REERG
200	GB	EA	-	200REERG
300	GB	EA	-	300REERG
450	GB	EA	-	450REERG
600	GB	EA	-	600REERG
50	HDG	EA	-	50REERH
100	HDG	EA	-	100REERH
150	HDG	EA	-	150REERH
200	HDG	EA	-	200REERH
300	HDG	EA	-	300REERH
450	HDG	EA	-	450REERH
600	HDG	EA	-	600REERH
50	AL	EA	-	50REERA
100	AL	EA	-	100REERA
150	AL	EA	-	150REERA
200	AL	EA	-	200REERA
300	AL	EA	-	300REERA
450	AL	EA	-	450REERA
600	AL	EA	-	600REERA
50	316SS	EA	-	50REERS
100	316SS	EA	-	100REERS
150	316SS	EA	-	150REERS
200	316SS	EA	-	200REERS
300	316SS	EA	-	300REERS
450	316SS	EA	-	450REERS
600	316SS	EA	-	600REERS

ROLLED EDGE 4 WAY JUNCTION



50	GB	EA	-	50RECG
100	GB	EA	-	100RECG
150	GB	EA	-	150RECG
200	GB	EA	-	200RECG
300	GB	EA	-	300RECG
450	GB	EA	-	450RECG
600	GB	EA	-	600RECG
50	HDG	EA	-	50RECH
100	HDG	EA	-	100RECH
150	HDG	EA	-	150RECH
200	HDG	EA	-	200RECH
300	HDG	EA	-	300RECH
450	HDG	EA	-	450RECH
600	HDG	EA	-	600RECH
50	AL	EA	-	50RECA
100	AL	EA	-	100RECA
150	AL	EA	-	150RECA
200	AL	EA	-	200RECA
300	AL	EA	-	300RECA
450	AL	EA	-	450RECA
600	AL	EA	-	600RECA
50	316SS	EA	-	50RECS
100	316SS	EA	-	100RECS
150	316SS	EA	-	150RECS
200	316SS	EA	-	200RECS
300	316SS	EA	-	300RECS
450	316SS	EA	-	450RECS
600	316SS	EA	-	600RECS

EZYTRAY CABLE TRAY

	TYPE	FINISH	QTY (PACK)	PART NUMBER	PRODUCT CODE
	150mm	GB	3m	-	ET150G
	300mm	GB	3m	-	ET300G
	450mm	GB	3m	-	ET450G
	600mm	GB	3m	-	ET600G
	150mm	HDG	3m	-	ET150H
	300mm	HDG	3m	-	ET300H
	450mm	HDG	3m	-	ET450H
	600mm	HDG	3m	-	ET600H

ET SPLICE PLATE

	ET Splice Plate	EG	20	-	ETSG
		HDG	20	-	ETSH

ET TEE/CROSS BRACKET

	ET TX Bracket	HDG	5	-	ETTXH


ET RISER LINK

	ET Riser Link	PG	10	-	ETRLG
		HDG	10	-	ETRLH

ET HOLD DOWN

	ET Hold Down	PG	20	-	ETHDG
		HDG	20	-	ETHDH

ET RADIUS PLATE


	ET Radius Plate	PG	EA	-	ET3RPG
		HDG	EA	-	ET3RPH

ET3 DIVIDER STRIP

	ET3 Divider Strip	PG	2.4m	-	ET3DSG
		HDG	2.4m	-	ET3DSH


COUNTERBORE NUT & BOLT

	Splice Bolt	HDG	100	-	SBH
	Counterbore Nut	HDG	100	-	CNH



ET3 CABLE TRAY

ET3 CABLE TRAY

	TYPE	FINISH	QTY (PACK)	PART NUMBER	PRODUCT CODE
	150mm	GB	3m	-	ET3150G
	300mm	GB	3m	-	ET3300G
	450mm	GB	3m	-	ET3450G
	600mm	GB	3m	-	ET3600G
	150mm	HDG	3m	-	ET3150H
	300mm	HDG	3m	-	ET3300H
	450mm	HDG	3m	-	ET3450H
	600mm	HDG	3m	-	ET3600H

ET3 SPLICE PLATE

	ET3 Splice Plate	EG	20	-	ET3SG
		HDG	20	-	ET3SH

ET3 TEE/CROSS BRACKET

	ET3 TX Bracket	HDG	5	-	ET3TXH

ET3 RISER LINK

	ET3 Riser Link	PG	10	-	ET3RLG
		HDG	10	-	ET3RLH

ET3 HOLD DOWN

	ET3 Hold Down	PG	20	-	ET3HDG
		HDG	20	-	ET3HDH

ET3 RADIUS PLATE

	ET3 Radius Plate	PG	EA	-	ET3RPG
		HDG	EA	-	ET3RPH

ET3 DIVIDER STRIP


	ET3 Divider Strip	PG	2.4m	-	ET3DSG
		HDG	2.4m	-	ET3DSH

COUNTERBORE NUT & BOLT

	Splice Bolt	HDG	100	-	SBH
	Counterbore Nut	HDG	100	-	CNH



ET5 CABLE TRAY

	TYPE	FINISH	QTY (PACK)	PART NUMBER	PRODUCT CODE
	150mm	GB	3m	-	ET5150G
	300mm	GB	3m	-	ET5300G
	450mm	GB	3m	-	ET5450G
	600mm	GB	3m	-	ET5600G
	150mm	HDG	3m	-	ET5150H
	300mm	HDG	3m	-	ET5300H
	450mm	HDG	3m	-	ET5450H
	600mm	HDG	3m	-	ET5600H

ET5 SPLICE PLATE

	ET5 Splice Plate	EG	10	-	ET5SG
		HDG	10	-	ET5SH

ET5 TEE/CROSS BRACKET

	ET5 TX Bracket	HDG	5	-	ET5TXH

ET5 RISER LINK

	ET5 Riser Link	PG	10	-	ET5RLG
		HDG	10	-	ET5RLH

ET5 HOLD DOWN

	ET5 Hold Down	PG	20	-	ET5HDG
		HDG	20	-	ET5HDH

ET5 RADIUS PLATE

	ET5 Radius Plate	PG	EA	-	ET5RPG
		HDG	EA	-	ET5RPH

ET5 DIVIDER STRIP


	ET5 Divider Strip	PG	2.4m	-	ET5DSG
		HDG	2.4m	-	ET5DSH

COUNTERBORE NUT & BOLT

	Splice Bolt	HDG	100	-	SBH
	Counterbore Nut	HDG	100	-	CNH




EZYMESH CABLE MESH

	TYPE	FINISH	QTY (PACK)	PART NUMBER	PRODUCT CODE
	100mm	PG	3m	-	EM100Z
	150mm	PG	3m	-	EM150Z
	300mm	PG	3m	-	EM300Z
	450mm	PG	3m	-	EM450Z
	600mm	PG	3m	-	EM600Z


EZYMESH BOLT CUTTER

	EMBC	EG	EA	-	EMBC


EZYMESH HOLD DOWN

	EMHD	Z	EA	-	EMHDZ


EZYMESH SIDE JOINER

	EMSZ	Z	EA	-	EMSZ


EZYMESH BOLT JOINER


	EMSBZ	Z	EA	-	EMSBZ

EZYMESH BOTTOM JOINER


	EMSCZ	Z	EA	-	EMSCZ


EZYMESH TRAPEZE BRACKET


	250mm	Z	EA	-	EMT150Z
	400mm	Z	EA	-	EMT300Z
	550mm	Z	EA	-	EMT450Z
	700mm	Z	EA	-	EMT600Z




CABLE DUCT

	TYPE (MM)	FINISH	QTY (PACK)	PART NUMBER	PRODUCT CODE
CLIP ON LID CABLE DUCT					
	50 x 50	PG	2.4m	-	M.T.O
	75 x 75	PG	2.4m	-	M.T.O
	100 x 100	PG	2.4m	-	M.T.O
	150 x 100	PG	2.4m	-	M.T.O

SCREW ON LID CABLE DUCT					
	50 x 50	PG	2.4m	-	M.T.O
	75 x 75	PG	2.4m	-	M.T.O
	100 x 100	PG	2.4m	-	M.T.O
	150 x 100	PG	2.4m	-	M.T.O

COMBINATION BEND/RISER					
	50 x 167 x 50	PG	2.4m	-	M.T.O
	75 x 197 x 75	PG	2.4m	-	M.T.O
	100 x 217 x 100	PG	2.4m	-	M.T.O
	150 x 267 x 100	PG	2.4m	-	M.T.O

COMBINATION TEE					
	50 x 287 x 167 x 50	PG	2.4m	-	M.T.O
	75 x 312 x 197 x 75	PG	2.4m	-	M.T.O
	100 x 337 x 217 x 100	PG	2.4m	-	M.T.O
	150 x 387 x 267 x 100	PG	2.4m	-	M.T.O



SKIRTING TRUNKING

CABLE TRUNKING

	SIZE (MM)	FINISH	QTY (PACK)	PART NUMBER	PRODUCT CODE
	80 x 80 Single	PC/A	3.0m	JSM-8080-1	M.T.O
	152 x 60 Twin	PC/A	3.0m	JSM-15060-2	M.T.O
	180 x 60 Twin	PC/A	3.0m	JSM-18060-2	M.T.O
	80 x 80 Single	M	3.0m	JSM-8080-1	M.T.O
	152 x 60 Twin	M	3.0m	JSM-15060-2	M.T.O
	180 x 60 Twin	M	3.0m	JSM-18060-2	M.T.O

INTERNAL BEND

	80 x 80	PC/A	EA	JSM-8080-HBI	M.T.O
	152 x 60	PC/A	EA	JSM-15260-HBI	M.T.O
	180 x 60	PC/A	EA	JSM-18060-HBI	M.T.O
	80 x 80	M	EA	JSM-8080-HBI	M.T.O
	152 x 60	M	EA	JSM-15260-HBI	M.T.O
	180 x 60	M	EA	JSM-18060-HBI	M.T.O

EXTERNAL BEND

	80 x 80	PC/A	EA	JSM-8080-HBE	M.T.O
	152 x 60	PC/A	EA	JSM-15260-HBE	M.T.O
	180 x 60	PC/A	EA	JSM-18060-HBE	M.T.O
	80 x 80	M	EA	JSM-8080-HBE	M.T.O
	152 x 60	M	EA	JSM-15260-HBE	M.T.O
	180 x 60	M	EA	JSM-18060-HBE	M.T.O

VERTICAL BEND

	80 x 80	PC/A	EA	JSM-8080-VB	M.T.O
	152 x 60	PC/A	EA	JSM-15260-VB	M.T.O
	180 x 60	PC/A	EA	JSM-18060-VB	M.T.O
	80 x 80	M	EA	JSM-8080-VB	M.T.O
	152 x 60	M	EA	JSM-15260-VB	M.T.O
	180 x 60	M	EA	JSM-18060-VB	M.T.O

TEE JUNCTION

	80 x 80	PC/A	EA	JSM-8080-TEE	M.T.O
	152 x 60	PC/A	EA	JSM-15260-TEE	M.T.O
	180 x 60	PC/A	EA	JSM-18060-TEE	M.T.O
	80 x 80	M	EA	JSM-8080-TEE	M.T.O
	152 x 60	M	EA	JSM-15260-TEE	M.T.O
	180 x 60	M	EA	JSM-18060-TEE	M.T.O

END CAP

	80 x 80	PC/A	EA	JSM-8080-CAP	M.T.O
	152 x 60	PC/A	EA	JSM-15260-CAP	M.T.O
	180 x 60	PC/A	EA	JSM-18060-CAP	M.T.O
	80 x 80	M	EA	JSM-8080-CAP	M.T.O
	152 x 60	M	EA	JSM-15260-CAP	M.T.O
	180 x 60	M	EA	JSM-18060-CAP	M.T.O

OUTLET RETAINING BAR

	Retaining Bar	PC/A	EA	JSM-R/BAR	M.T.O
	Retaining Bar	M	EA	JSM-R/BAR	M.T.O


SERVICE POST

	Service Post	PC/A	EA	JSM-8080-SP	M.T.O
	Service Post	M	EA	JSM-8080-SP	M.T.O


NEMA 8 CABLE LADDER ALUMINIUM (AL8 - 41MM)

SIZE (MM)	FINISH	QTY (PACK)	PART NUMBER	PRODUCT CODE
-----------	--------	------------	-------------	--------------


NEMA 8 CABLE LADDER

	150	AL	6m	-	N8L150A
	300	AL	6m	-	N8L300A
	450	AL	6m	-	N8L450A
	600	AL	6m	-	N8L600A
	750	AL	6m	-	N8L750A
	900	AL	6m	-	N8L900A


NEMA 8 CABLE LADDER BEND

	150	AL	EA	-	N8B1503A
	300	AL	EA	-	N8B3003A
	450	AL	EA	-	N8B4503A
	600	AL	EA	-	N8B6003A
	750	AL	EA	-	N8B7503A
	900	AL	EA	-	N8B9003A


NEMA 8 CABLE LADDER TEE

	150	AL	EA	-	N8T1503A
	300	AL	EA	-	N8T3003A
	450	AL	EA	-	N8T4503A
	600	AL	EA	-	N8T6003A
	750	AL	EA	-	N8T7503A
	900	AL	EA	-	N8T9003A


NEMA 8 LADDER INTERNAL RISER

	150	AL	EA	-	N8IR1503A
	300	AL	EA	-	N8IR3003A
	450	AL	EA	-	N8IR4503A
	600	AL	EA	-	N8IR6003A
	750	AL	EA	-	N8IR7503A
	900	AL	EA	-	N8IR9003A

NEMA 8 LADDER EXTERNAL RISER

	150	AL	EA	-	N8ER1503A
	300	AL	EA	-	N8ER3003A
	450	AL	EA	-	N8ER4503A
	600	AL	EA	-	N8ER6003A
	750	AL	EA	-	N8ER7503A
	900	AL	EA	-	N8ER9003A

NEMA 8 CABLE LADDER CROSS

	150	AL	EA	-	N8X1503A
	300	AL	EA	-	N8X3003A
	450	AL	EA	-	N8X4503A
	600	AL	EA	-	N8X6003A
	750	AL	EA	-	N8X7503A
	900	AL	EA	-	N8X9003A


NEMA 8 SPLICE PLATE

	Nema 8 Splice	AL	EA	-	N8SA
---	---------------	----	----	---	------


NEMA 8 HORIZONTAL SPLICE PLATE

	Horizontal Splice	AL	EA	-	N8HSA
---	-------------------	----	----	---	-------

NEMA 8 VERTICAL SPLICE PLATE

	Vertical Splice	AL	EA	-	N8VSA
---	-----------------	----	----	---	-------


NEMA HOLD DOWN BRACKET

	Hold Down Bracket	AL	EA	-	NHDB
---	-------------------	----	----	---	------


NEMA 1 CABLE LADDER ALUMINIUM (AL12 - 90MM)

SIZE (MM)	FINISH	QTY (PACK)	PART NUMBER	PRODUCT CODE
-----------	--------	------------	-------------	--------------


NEMA 1 CABLE LADDER

	150	AL	6m	-	N1L150A
	300	AL	6m	-	N1L300A
	450	AL	6m	-	N1L450A
	600	AL	6m	-	N1L600A
	750	AL	6m	-	N1L750A
	900	AL	6m	-	N1L900A


NEMA 1 CABLE LADDER BEND

	150	AL	EA	-	N1B1503A
	300	AL	EA	-	N1B3003A
	450	AL	EA	-	N1B4503A
	600	AL	EA	-	N1B6003A
	750	AL	EA	-	N1B7503A
	900	AL	EA	-	N1B9003A


NEMA 1 CABLE LADDER TEE

	150	AL	EA	-	N1T1503A
	300	AL	EA	-	N1T3003A
	450	AL	EA	-	N1T4503A
	600	AL	EA	-	N1T6003A
	750	AL	EA	-	N1T7503A
	900	AL	EA	-	N1T9003A


NEMA 1 INTERNAL RISER

	150	AL	EA	-	N1IR1503A
	300	AL	EA	-	N1IR3003A
	450	AL	EA	-	N1IR4503A
	600	AL	EA	-	N1IR6003A
	750	AL	EA	-	N1IR7503A
	900	AL	EA	-	N1IR9003A

NEMA 1 EXTERNAL RISER

	150	AL	EA	-	N1ER1503A
	300	AL	EA	-	N1ER3003A
	450	AL	EA	-	N1ER4503A
	600	AL	EA	-	N1ER6003A
	750	AL	EA	-	N1ER7503A
	900	AL	EA	-	N1ER9003A


NEMA 1 CABLE LADDER CROSS

	150	AL	EA	-	N1X1503A
	300	AL	EA	-	N1X3003A
	450	AL	EA	-	N1X4503A
	600	AL	EA	-	N1X6003A
	750	AL	EA	-	N1X7503A
	900	AL	EA	-	N1X9003A


NEMA 1 CABLE LADDER ALUMINIUM (AL12 - 90MM)

SIZE (MM)	FINISH	QTY (PACK)	PART NUMBER	PRODUCT CODE
-----------	--------	------------	-------------	--------------


NEMA 1 STRAIGHT REDUCER

	900 x 750	AL	EA	-	M.T.O
	900 x 600	AL	EA	-	M.T.O
	600 x 450	AL	EA	-	N1SR600450A
	600 x 300	AL	EA	-	N1SR600300A
	600 x 150	AL	EA	-	N1SR600150A
	450 x 300	AL	EA	-	N1SR450300A
	450 x 150	AL	EA	-	N1SR450150A
	300 x 150	AL	EA	-	N1SR300150A


NEMA 1 RIGHT HAND REDUCER

	900 x 750	AL	1	-	N1RHR900750A
	900 x 600	AL	1	-	N1RHR900600A
	600 x 450	AL	1	-	N1RHR600450A
	600 x 300	AL	1	-	N1RHR600300A
	600 x 150	AL	1	-	N1RHR600150A
	450 x 300	AL	1	-	N1RHR450300A
	450 x 150	AL	1	-	N1RHR450150A
	300 x 150	AL	1	-	N1RHR300150A


NEMA 1 LEFT HAND REDUCER

	900 x 750	AL	1	-	N1LHR900750A
	900 x 600	AL	1	-	N1LHR900600A
	600 x 450	AL	1	-	N1LHR600450A
	600 x 300	AL	1	-	N1LHR600300A
	600 x 150	AL	1	-	N1LHR600150A
	450 x 300	AL	1	-	N1LHR450300A
	450 x 150	AL	1	-	N1LHR450150A
	300 x 150	AL	1	-	N1LHR300150A

NEMA 1 SPLICE PLATES

	Nema 1 Splice	AL	EA	-	N1SA
	Horizontal Splice	AL	EA	-	N1HSA
	Vertical Splice	AL	EA	-	N1VSA

NEMA HOLD DOWN BRACKET


	Hold Down Bracket	AL	1	-	NHDB




NEMA 12B CABLE LADDER ALUMINIUM (AL12B - 108MM)

SIZE (MM)	FINISH	QTY (PACK)	PART NUMBER	PRODUCT CODE
-----------	--------	------------	-------------	--------------


NEMA 12B CABLE LADDER

	150	AL	6m	-	N12L150A
	300	AL	6m	-	N12L300A
	450	AL	6m	-	N12L450A
	600	AL	6m	-	N12L600A
	750	AL	6m	-	N12L750A
	900	AL	6m	-	N12L900A


NEMA 12B CABLE LADDER BEND

	150	AL	EA	-	N12B1503A
	300	AL	EA	-	N12B3003A
	450	AL	EA	-	N12B4503A
	600	AL	EA	-	N12B6003A
	750	AL	EA	-	N12B7503A
	900	AL	EA	-	N12B9003A


NEMA 12B CABLE LADDER TEE

	150	AL	EA	-	N12T1503A
	300	AL	EA	-	N12T3003A
	450	AL	EA	-	N12T4503A
	600	AL	EA	-	N12T6003A
	750	AL	EA	-	N12T7503A
	900	AL	EA	-	N12T9003A


NEMA 12B INTERNAL RISER

	150	AL	EA	-	N12IR1503A
	300	AL	EA	-	N12IR3003A
	450	AL	EA	-	N12IR4503A
	600	AL	EA	-	N12IR6003A
	750	AL	EA	-	N12IR7503A
	900	AL	EA	-	N12IR9003A

NEMA 12B EXTERNAL RISER

	150	AL	EA	-	N12ER1503A
	300	AL	EA	-	N12ER3003A
	450	AL	EA	-	N12ER4503A
	600	AL	EA	-	N12ER6003A
	750	AL	EA	-	N12ER7503A
	900	AL	EA	-	N12ER9003A


NEMA 12B CABLE LADDER CROSS

	150	AL	EA	-	N12X1503A
	300	AL	EA	-	N12X3003A
	450	AL	EA	-	N12X4503A
	600	AL	EA	-	N12X6003A
	750	AL	EA	-	N12X7503A
	900	AL	EA	-	N12X9003A


NEMA 12B CABLE LADDER ALUMINIUM (AL12B - 108MM)

SIZE (MM)	FINISH	QTY (PACK)	PART NUMBER	PRODUCT CODE
-----------	--------	------------	-------------	--------------


NEMA 12B STRAIGHT REDUCER

	900 x 750	AL	EA	-	N12SR900750A
	900 x 600	AL	EA	-	N12SR900600A
	600 x 450	AL	EA	-	N12SR600450A
	600 x 300	AL	EA	-	N12SR600300A
	600 x 150	AL	EA	-	N12SR600150A
	450 x 300	AL	EA	-	N12SR450300A
	450 x 150	AL	EA	-	N12SR450150A
300 x 150	AL	EA	EA	-	N12SR300150A

NEMA 12B SPLICE PLATE

	Nema 12B Splice	AL	EA	-	N12SA
	Horizontal Splice	AL	EA	-	N12HSA
	Vertical Splice	AL	EA	-	N12VSA

NEMA HOLD DOWN BRACKET


	Hold Down Bracket	AL	EA	-	NHDB




NEMA 2 CABLE LADDER ALUMINIUM (AL16 - 100MM)

SIZE (MM)	FINISH	QTY (PACK)	PART NUMBER	PRODUCT CODE
-----------	--------	------------	-------------	--------------


NEMA 2 CABLE LADDER

	150	AL	6m	-	N2L150A
	300	AL	6m	-	N2L300A
	450	AL	6m	-	N2L450A
	600	AL	6m	-	N2L600A
	750	AL	6m	-	N2L750A
	900	AL	6m	-	N2L900A


NEMA 2 CABLE LADDER BEND

	150	AL	EA	-	N2B1503A
	300	AL	EA	-	N2B3003A
	450	AL	EA	-	N2B4503A
	600	AL	EA	-	N2B6003A
	750	AL	EA	-	N2B7503A
	900	AL	EA	-	N2B9003A


NEMA 2 CABLE LADDER TEE

	150	AL	EA	-	N2T1503A
	300	AL	EA	-	N2T3003A
	450	AL	EA	-	N2T4503A
	600	AL	EA	-	N2T6003A
	750	AL	EA	-	N2T7503A
	900	AL	EA	-	N2T9003A


NEMA 2 INTERNAL RISER

	150	AL	EA	-	N2IR1503A
	300	AL	EA	-	N2IR3003A
	450	AL	EA	-	N2IR4503A
	600	AL	EA	-	N2IR6003A
	750	AL	EA	-	N2IR7503A
	900	AL	EA	-	N2IR9003A

NEMA 2 EXTERNAL RISER

	150	AL	EA	-	N2ER1503A
	300	AL	EA	-	N2ER3003A
	450	AL	EA	-	N2ER4503A
	600	AL	EA	-	N2ER6003A
	750	AL	EA	-	N2ER7503A
	900	AL	EA	-	N2ER9003A


NEMA 2 CABLE LADDER CROSS

	150	AL	EA	-	N2X1503A
	300	AL	EA	-	N2X3003A
	450	AL	EA	-	N2X4503A
	600	AL	EA	-	N2X6003A
	750	AL	EA	-	N2X7503A
	900	AL	EA	-	N2X9003A


NEMA 2 CABLE LADDER ALUMINIUM (AL16 - 100MM)

SIZE (MM)	FINISH	QTY (PACK)	PART NUMBER	PRODUCT CODE
-----------	--------	------------	-------------	--------------

NEMA 2 STRAIGHT REDUCER

	900 x 750	AL	EA	-	N2SR900750A
	900 x 600	AL	EA	-	N2SR900600A
	600 x 450	AL	EA	-	N2SR600450A
	600 x 300	AL	EA	-	N2SR600300A
	600 x 150	AL	EA	-	N2SR600150A
	450 x 300	AL	EA	-	N2SR450300A
	450 x 150	AL	EA	-	N2SR450150A
300 x 150	AL	EA	EA	-	N2SR300150A

NEMA 2 SPLICE PLATE

	Nema 2 Splice	AL	EA	-	N2SA
	Horizontal Splice	AL	EA	-	N2HSA
	Vertical Splice	AL	EA	-	N2VSA

NEMA HOLD DOWN BRACKET


	Hold Down Bracket	AL	EA	-	NHDB




NEMA 3 CABLE LADDER ALUMINIUM (AL20 - 120MM)

SIZE (MM)	FINISH	QTY (PACK)	PART NUMBER	PRODUCT CODE
-----------	--------	------------	-------------	--------------


NEMA 3 CABLE LADDER

	150	AL	6m	-	N3L150A
	300	AL	6m	-	N3L300A
	450	AL	6m	-	N3L450A
	600	AL	6m	-	N3L600A
	750	AL	6m	-	N3L750A
	900	AL	6m	-	N3L900A


NEMA 3 CABLE LADDER BEND

	150	AL	EA	-	N3B1503A
	300	AL	EA	-	N3B3003A
	450	AL	EA	-	N3B4503A
	600	AL	EA	-	N3B6003A
	750	AL	EA	-	N3B7503A
	900	AL	EA	-	N3B9003A


NEMA 3 CABLE LADDER TEE

	150	AL	EA	-	N3T1503A
	300	AL	EA	-	N3T3003A
	450	AL	EA	-	N3T4503A
	600	AL	EA	-	N3T6003A
	750	AL	EA	-	N3T7503A
	900	AL	EA	-	N3T9003A


NEMA 3 INTERNAL RISER

	150	AL	EA	-	N3IR1503A
	300	AL	EA	-	N3IR3003A
	450	AL	EA	-	N3IR4503A
	600	AL	EA	-	N3IR6003A
	750	AL	EA	-	N3IR7503A
	900	AL	EA	-	N3IR9003A

NEMA 3 EXTERNAL RISER

	150	AL	EA	-	N3ER1503A
	300	AL	EA	-	N3ER3003A
	450	AL	EA	-	N3ER4503A
	600	AL	EA	-	N3ER6003A
	750	AL	EA	-	N3ER7503A
	900	AL	EA	-	N3ER9003A

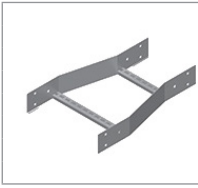
NEMA 3 CABLE LADDER CROSS

	150	AL	EA	-	N3X1503A
	300	AL	EA	-	N3X3003A
	450	AL	EA	-	N3X4503A
	600	AL	EA	-	N3X6003A
	750	AL	EA	-	N3X7503A
	900	AL	EA	-	N3X9003A

NEMA 3 CABLE LADDER ALUMINIUM (AL20 - 120MM)

SIZE (MM)	FINISH	QTY (PACK)	PART NUMBER	PRODUCT CODE
-----------	--------	------------	-------------	--------------

NEMA 3 STRAIGHT REDUCER



900 x 750	AL	EA	-	N3SR900750A
900 x 600	AL	EA	-	N3SR900600A
600 x 450	AL	EA	-	N3SR600450A
600 x 300	AL	EA	-	N3SR600300A
600 x 150	AL	EA	-	N3SR600150A
450 x 300	AL	EA	-	N3SR450300A
450 x 150	AL	EA	-	N3SR450150A
300 x 150	AL	EA	-	N3SR300150A

NEMA 3 SPLICE PLATE



Nema 3 Splice	AL	EA	-	N3SA
Horizontal Splice	AL	EA	-	N3HSA
Vertical Splice	AL	EA	-	N3VSA


NEMA HOLD DOWN BRACKET




Hold Down Bracket	AL	EA	-	NHDB



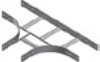
NEMA 2 CABLE LADDER STEEL (316SS - 16A)

	SIZE (MM)	FINISH	QTY (PACK)	PART NUMBER	PRODUCT CODE
	150	316SS	6m	-	N2L150S
	300	316SS	6m	-	N2L300S
	450	316SS	6m	-	N2L450S


NEMA 2 CABLE LADDER BEND

	150	316SS	EA	-	N2B1503S
	300	316SS	EA	-	N2B3003S


NEMA 2 CABLE LADDER TEE

	150	316SS	EA	-	N2T1503S
	300	316SS	EA	-	N2T3003S

NEMA 2 INTERNAL RISER

	150	316SS	EA	-	N2IR1503S
	300	316SS	EA	-	N2IR3003S


NEMA 2 EXTERNAL RISER

	150	316SS	EA	-	N2ER1503S
	300	316SS	EA	-	N2ER3003S

NEMA 2 STRAIGHT REDUCER

	300 x 150	316SS	EA	-	N2SR300150S
---	-----------	-------	----	---	-------------

NEMA 2 SPLICE PLATE

	Nema 2 Splice	316SS	1	-	N2SS
	Horizontal Splice	316SS	1	-	N2HSS
	Vertical Splice	316SS	1	-	N2VSS

NEMA HOLD DOWN UNIT

	Hold Down Kit	316SS	EA	-	N2HDUS
---	---------------	-------	----	---	--------



FASTENINGS


SIZE	FINISH	QTY (PACK)	PART NUMBER	PRODUCT CODE
------	--------	------------	-------------	--------------

THREADED ROD



M8 x 1m	Z	25	-	M8ZTR
	HDG	25	-	M8GTR
	316SS	25	-	M8STR6
M8 x 2m	Z	25	-	M82ZTR
	HDG	25	-	M82GTR
M10 x 1m	Z	25	-	M10ZTR
	HDG	25	-	M10GTR
	316SS	25	-	M10STR6
M10 x 2m	Z	25	-	M102ZTR
	HDG	25	-	M102GTR
	316SS	25	-	M102STR6
M10 x 3m	Z	10	-	M103ZTR
	HDG	10	-	M103GTR
M12 x 1m	Z	20	-	M12ZTR
	HDG	20	-	M12GTR
	316SS	20	-	M12STR6
M12 x 2m	Z	10	-	M122ZTR
	HDG	10	-	M122GTR
	316SS	10	-	M122STR6
M12 x 3m	Z	10	-	M123ZTR
	HDG	10	-	M123GTR
M16 x 1m	Z	10	-	M16ZTR
	HDG	10	-	M16GTR
	316SS	10	-	M16STR6
M16 x 2m	Z	10	-	M162ZTR
	HDG	10	-	M162GTR
	316SS	10	-	M162STR6
M16 x 3m	Z	10	-	M163ZTR
	HDG	10	-	M163GTR

HEX NUT



M8	Z	200	-	M8ZN
	HDG	200	-	M8GN
	316SS	200	-	M8SN6
M10	Z	200	-	M10ZN
	HDG	200	-	M10GN
	316SS	200	-	M10SN6
M12	Z	200	-	M12ZN
	HDG	200	-	M12GN
	316SS	200	-	M12SN6
M16	Z	100	-	M16ZN
	HDG	100	-	M16GN
	316SS	100	-	M16SN6

FLANGE NUT



M8	Z	200	-	M8ZFN
M10	Z	200	-	M10ZFN
M12	Z	100	-	M12ZFN
M16	Z	100	-	M16ZFN

FASTENINGS

ZINC SET SCREWS



SIZE (MM)	FINISH	QTY (PACK)	PART NUMBER	PRODUCT CODE
M6 x 20	Z	50	-	620ZSS
M6 x 25	Z	50	-	625ZSS
M6 x 30	Z	50	-	630ZSS
M6 x 35	Z	50	-	635ZSS
M6 x 40	Z	50	-	640ZSS
M8 x 20	Z	50	-	820ZSS
M8 x 25	Z	50	-	825ZSS
M8 x 30	Z	50	-	830ZSS
M8 x 35	Z	50	-	835ZSS
M8 x 40	Z	50	-	840ZSS
M10 x 20	Z	25	-	1020ZSS
M10 x 25	Z	25	-	1025ZSS
M10 x 30	Z	25	-	1030ZSS
M10 x 35	Z	25	-	1035ZSS
M10 x 40	Z	25	-	1040ZSS
M12 x 20	Z	25	-	1220ZSS
M12 x 25	Z	25	-	1225ZSS
M12 x 30	Z	25	-	1230ZSS
M12 x 35	Z	25	-	1235ZSS
M12 x 40	Z	25	-	1240ZSS
M16 x 25	Z	25	-	1625ZSS
M16 x 30	Z	25	-	1630ZSS
M16 x 35	Z	25	-	1635ZSS
M16 x 40	Z	25	-	1640ZSS

316 STAINLESS STEEL SET SCREWS



M6 x 20	316SS	EA	-	620SSS6
M6 x 25	316SS	EA	-	625SSS6
M6 x 30	316SS	EA	-	630SSS6
M6 x 35	316SS	EA	-	635SSS6
M6 x 40	316SS	EA	-	640SSS6
M8 x 20	316SS	EA	-	820SSS6
M8 x 25	316SS	EA	-	825SSS6
M8 x 30	316SS	EA	-	830SSS6
M8 x 35	316SS	EA	-	835SSS6
M8 x 40	316SS	EA	-	840SSS6
M10 x 20	316SS	EA	-	1020SSS6
M10 x 25	316SS	EA	-	1025SSS6
M10 x 30	316SS	EA	-	1030SSS6
M10 x 35	316SS	EA	-	1035SSS6
M10 x 40	316SS	EA	-	1040SSS6
M12 x 20	316SS	EA	-	1220SSS6
M12 x 25	316SS	EA	-	1225SSS6
M12 x 30	316SS	EA	-	1230SSS6
M12 x 35	316SS	EA	-	1235SSS6
M12 x 40	316SS	EA	-	1240SSS6
M16 x 25	316SS	EA	-	1625SSS6
M16 x 30	316SS	EA	-	1630SSS6
M16 x 35	316SS	EA	-	1635SSS6
M16 x 40	316SS	EA	-	1640SSS6

PAN POZI MACHINE SCREW



M6 x 16	Z	EA	-	616PPMSZ
M6 x 20	Z	EA	-	620PPMSZ
M6 x 30	Z	EA	-	630PPMSZ
M8 x 20	Z	EA	-	820PPMSZ
M8 x 25	Z	EA	-	825PPMSZ

FASTENINGS

SIZE (MM)	FINISH	QTY (PACK)	PART NUMBER	PRODUCT CODE
-----------	--------	------------	-------------	--------------

LIGHT ROUND FLAT WASHERS

SIZE (MM)	FINISH	QTY (PACK)	PART NUMBER	PRODUCT CODE
M6 x 12.5 x 1.2	Z	1000	-	M6ZLW
M6 x 12.5 x 1.0	316SS	1000	-	M6SLW6
M8 x 17.0 x 1.6	Z	200	-	M8ZLW
M8 x 17.0 x 1.2	316SS	200	-	M8SLW6
M10 x 21 x 1.6	Z	200	-	M10ZLW
M10 x 21 x 1.5	316SS	200	-	M10SLW6
M12 x 24.0 x 1.6	Z	200	-	M12ZLW
M12 x 24.0 x 1.5	316SS	200	-	M12SLW6

HEAVY ROUND FLAT WASHERS

SIZE (MM)	FINISH	QTY (PACK)	PART NUMBER	PRODUCT CODE
M6 x 19.0 x 3.0	Z	100	-	M6ZLW
M6 x 19.0 x 3.0	HDG	100	-	M6GHW
M6 x 19.0 x 3.0	316SS	100	-	M6SHW6
M8 x 22.0 x 3.0	Z	100	-	M8ZLW
M8 x 22.0 x 3.0	HDG	100	-	M8GHW
M8 x 22.0 x 2.0	316SS	100	-	M8SHW6
M10 x 25.0 x 3.0	Z	100	-	M10ZHW
M10 x 24.0 x 3.0	HDG	100	-	M10GHW
M10 x 30.0 x 2.5	316SS	100	-	M10SHW6
M12 x 32.0 x 3.0	Z	100	-	M12ZHW
M12 x 28.0 x 3.0	HDG	100	-	M12GHW
M12 x 24.0 x 2.5	316SS	100	-	M12SHW6
M16 x 34.0 x 3.0	Z	50	-	M16ZHW
M16 x 34.0 x 3.0	HDG	50	-	M16GHW
M16 x 30.0 x 3.0	316SS	50	-	M16SHW6

FENDER WASHER

SIZE (MM)	FINISH	QTY (PACK)	PART NUMBER	PRODUCT CODE
M6 x 32.0 x 1.5	Z	100	-	M6ZFW
M8 x 32.0 x 1.5	Z	100	-	M8ZFW
M10 x 32.0 x 1.5	Z	100	-	M10ZFW
M12 x 32.0 x 1.5	Z	100	-	M12ZFW

SPRING WASHER

SIZE (MM)	FINISH	QTY (PACK)	PART NUMBER	PRODUCT CODE
M6	Z	200	-	M6ZSW
	316SS	200	-	M6SSW6
M8	Z	200	-	M8ZSW
	HDG	200	-	M8GSW
	316SS	200	-	M8SSW6
M10	Z	200	-	M10ZSW
	HDG	200	-	M10GSW
	316SS	200	-	M10SSW6
M12	Z	200	-	M12ZSW
	HDG	200	-	M12GSW
	316SS	200	-	M12SSW6
M16	Z	200	-	M16ZSW
	HDG	200	-	M16GSW
	316SS	200	-	M16SSW6

SQUARE WASHER

SIZE (MM)	FINISH	QTY (PACK)	PART NUMBER	PRODUCT CODE
M8 x 40 x 40 x 3.0	HDG	50	-	M4038GSQW
M10 x 40 x 40 x 3.0	HDG	50	-	M40310GSQW
M12 x 40 x 40 x 3.0	HDG	50	-	M40312GSQW
M16 x 40 x 40 x 3.0	HDG	50	-	M40316GSQW

ANCHORS

VERTIGO ANCHOR



SIZE (MM)	FINISH	QTY (PACK)	PART NUMBER	PRODUCT CODE
M10 x 38 Concrete	Z	100	28084	10CV
M10 x 45 Concrete	Z	100	ACI355.2	10CVS
M10 x 25 Steel	Z	100	28008	10SV
M10 x 25 Steel Side	Z	100	28100	10SVS
M10 x 25 Timber	Z	100	28125	1025WV
M10 x 50 Timber	Z	100	28044	1050WV
M10 x 50 Timber Side	Z	100	28128	10WSV
Concrete Socket Blue	Z	5	-	VSC10

SLEEVE ANCHOR



M8 x 40	YZ	60	-	840SA
	HDG	60	-	840GSA
M10 x 40	YZ	50	-	1040SA
	HDG	50	-	1040GSA
M10 x 50	YZ	50	-	1050SA
	HDG	50	-	1050GSA
M10 x 60	YZ	50	-	1060SA
	HDG	50	-	1060GSA
M12 x 60	YZ	25	-	1260SA
	HDG	25	-	1260GSA
M12 x 75	YZ	15	-	1275SA
	HDG	15	-	1275GSA
M12 x 99	YZ	15	-	1299SA
	HDG	15	-	1299GSA

DROP IN ANCHOR



M6	Z	100	-	6DIA
	316SS	100	-	6SDIA
M8	Z	50	-	8DIA
	316SS	50	-	8SDIA
M10 Lipped	Z	50	-	10DIALP
M10	Z	50	-	10DIA
	316SS	50	-	10SDIA
M12	Z	25	-	12DIA
	316SS	25	-	12SDIA
M16	Z	25	-	16DIA
	316SS	25	-	16SDIA

EXCALIBUR SCREW BOLT




M8 x 50	Z	EA	-	850ESCB
	HDG	EA	-	850GESCB
M10 x 60	Z	EA	-	1060ESCB
	HDG	EA	-	1060GESCB
M10 x 75	Z	EA	-	1075ESCB
	HDG	EA	-	1075GESCB
M10 x 100	Z	EA	-	10100ESCB
	HDG	EA	-	10100GESCB
M12 x 100	Z	EA	-	12100ESCB
	HDG	EA	-	12100GESCB

ZIP-CLIP WIRE SUSPENSION


ZIP-CLIP & WIRE

	SIZE	FINISH	QTY (PACK)	PRODUCT CODE
	Rize KL50 Clip 10kg SWL	Zamak 5	10	KL50
	Zip-Clip 200 Mtr Reel 10kg SWL	HDG	200m	R200G
	Rize KL100 Clip 50kg SWL	Zamak 5	10	KL100
	Zip-Clip 100 Mtr Reel 50kg SWL	HDG	100m	R100S
	Zip-Clip 200 Mtr Reel 50kg SWL	HDG	200m	R200S
	Zip-Clip 500 Mtr Reel 50kg SWL	HDG	500m	R500S
	Rize KL150 Clip 120kg SWL	Zamak 5	10	KL150
	Zip-Clip 100 Mtr Reel 120kg SWL	HDG	100m	R100Y
	Rize KL200 Clip 230kg SWL	Zamak 5	10	KL200
	Zip-Clip 100 Mtr Reel 230kg SWL	HDG	100m	R100P
	Rize KL50 Clip 500kg SWL	Zamak 5	10	KL600
	Zip-Clip 100 Mtr Reel 500kg SWL	HDG	100m	R100N

ZIP-LOCK

	Zip-lock Suspension 1m - 10kg	HDG	10	ZLG1
	Zip-lock Suspension 2m - 10kg	HDG	10	ZLG2
	Zip-lock Suspension 3m - 10kg	HDG	10	ZLG3
	Zip-lock Suspension 4m - 10kg	HDG	10	ZLG4
	Zip-lock Suspension 5m - 10kg	HDG	10	ZLG5
	Zip-lock Suspension 10m - 10kg	HDG	10	ZLG10
	Zip-lock Suspension 1m - 50kg	HDG	10	ZLS1
	Zip-lock Suspension 2m - 50kg	HDG	10	ZLS2
	Zip-lock Suspension 3m - 50kg	HDG	10	ZLS3
	Zip-lock Suspension 4m - 50kg	HDG	10	ZLS4
	Zip-lock Suspension 5m - 50kg	HDG	10	ZLS5
	Zip-lock Suspension 10m - 50kg	HDG	10	ZLS10
	Zip-lock Suspension 1m - 120kg	HDG	10	ZLY1
	Zip-lock Suspension 2m - 120kg	HDG	10	ZLY2
	Zip-lock Suspension 3m - 120kg	HDG	10	ZLY3
	Zip-lock Suspension 4m - 120kg	HDG	10	ZLY4
	Zip-lock Suspension 5m - 120kg	HDG	10	ZLY5
	Zip-lock Suspension 10m - 120kg	HDG	10	ZLY10

LOOP-LOCK

	Zip-Clip Loop-Lock 1m - 10kg	HDG	10	PLEK1G
	Zip-Clip Loop-Lock 2m - 10kg	HDG	10	PLEK2G
	Zip-Clip Loop-Lock 3m - 10kg	HDG	10	PLEK3G
	Zip-Clip Loop-Lock 4m - 10kg	HDG	10	PLEK4G
	Zip-Clip Loop-Lock 5m - 10kg	HDG	10	PLEK5G
	Zip-Clip Loop-Lock 10m - 10kg	HDG	10	PLEK10G
	Zip-Clip Loop-Lock 1m - 45kg	HDG	10	PLEK1S
	Zip-Clip Loop-Lock 2m - 45kg	HDG	10	PLEK2S
	Zip-Clip Loop-Lock 3m - 45kg	HDG	10	PLEK3S
	Zip-Clip Loop-Lock 4m - 45kg	HDG	10	PLEK4S
	Zip-Clip Loop-Lock 5m - 45kg	HDG	10	PLEK5S
	Zip-Clip Loop-Lock 10m - 45kg	HDG	10	PLEK10S
	Zip-Clip Loop-Lock 1m - 90kg	HDG	10	PLEK1Y
	Zip-Clip Loop-Lock 2m - 90kg	HDG	10	PLEK2Y
	Zip-Clip Loop-Lock 3m - 90kg	HDG	10	PLEK3Y
	Zip-Clip Loop-Lock 4m - 90kg	HDG	10	PLEK4Y
	Zip-Clip Loop-Lock 5m - 90kg	HDG	5	PLEK5Y
	Zip-Clip Loop-Lock 10m - 90kg	HDG	5	PLEK10Y
	Zip-Clip Loop-Lock 1m - 200kg	HDG	10	PLEK1P
	Zip-Clip Loop-Lock 2m - 200kg	HDG	10	PLEK2P
	Zip-Clip Loop-Lock 3m - 200kg	HDG	10	PLEK3P
	Zip-Clip Loop-Lock 4m - 200kg	HDG	10	PLEK4P
	Zip-Clip Loop-Lock 5m - 200kg	HDG	5	PLEK5P
	Zip-Clip Loop-Lock 10m - 200kg	HDG	5	PLEK10P

ZIP-CLIP WIRE SUSPENSION

SNAP-IT



SIZE	FINISH	QTY (PACK)	PRODUCT CODE
Zip-Clip Carabiner 1m - 10kg	HDG	10	PSEK1G
Zip-Clip Carabiner 2m - 10kg	HDG	10	PSEK2G
Zip-Clip Carabiner 3m - 10kg	HDG	10	PSEK3G
Zip-Clip Carabiner 4m - 10kg	HDG	10	PSEK4G
Zip-Clip Carabiner 5m - 10kg	HDG	10	PSEK5G
Zip-Clip Carabiner 10m - 10kg	HDG	10	PSEK10G
Zip-Clip Carabiner 1m - 45kg	HDG	10	PSEK1S
Zip-Clip Carabiner 2m - 45kg	HDG	10	PSEK2S
Zip-Clip Carabiner 3m - 45kg	HDG	10	PSEK3S
Zip-Clip Carabiner 4m - 45kg	HDG	10	PSEK4S
Zip-Clip Carabiner 5m - 45kg	HDG	10	PSEK5S
Zip-Clip Carabiner 10m - 45kg	HDG	10	PSEK10S
Zip-Clip Carabiner 1m - 90kg	HDG	10	PSEK1Y
Zip-Clip Carabiner 2m - 90kg	HDG	10	PSEK2Y
Zip-Clip Carabiner 3m - 90kg	HDG	10	PSEK3Y
Zip-Clip Carabiner 4m - 90kg	HDG	10	PSEK4Y
Zip-Clip Carabiner 5m - 90kg	HDG	5	PSEK5Y
Zip-Clip Carabiner 10m - 90kg	HDG	5	PSEK10Y

TOGGLE-IT



Zip-Clip Pre-Toggle 1m - 10kg	HDG	10	PTE1GK
Zip-Clip Pre-Toggle 2m - 10kg	HDG	10	PTE2GK
Zip-Clip Pre-Toggle 3m - 10kg	HDG	10	PTE3GK
Zip-Clip Pre-Toggle 4m - 10kg	HDG	10	PTE4GK
Zip-Clip Pre-Toggle 5m - 10kg	HDG	10	PTE5GK
Zip-Clip Pre-Toggle 10m - 10kg	HDG	10	PTE10GK
Zip-Clip Pre-Toggle 1m - 35kg	HDG	10	PTE1SK
Zip-Clip Pre-Toggle 2m - 35kg	HDG	10	PTE2SK
Zip-Clip Pre-Toggle 3m - 35kg	HDG	10	PTE3SK
Zip-Clip Pre-Toggle 4m - 35kg	HDG	10	PTE4SK
Zip-Clip Pre-Toggle 5m - 35kg	HDG	10	PTE5SK
Zip-Clip Pre-Toggle 10m - 35kg	HDG	10	PTE10SK

THREAD-IT



Zip-Clip Thread It 1m - 10kg M6	HDG	10	PLTRK1GM6X20
Zip-Clip Thread It 2m - 10kg M6	HDG	10	PLTRK2GM6X20
Zip-Clip Thread It 3m - 10kg M6	HDG	10	PLTRK3GM6X20
Zip-Clip Thread It 4m - 10kg M6	HDG	10	PLTRK4GM6X20
Zip-Clip Thread It 5m - 10kg M6	HDG	10	PLTRK5GM6X20
Zip-Clip Thread It 10m - 10kg M6	HDG	10	PLTRK10GM6X20
Zip-Clip Thread It 1m - 45kg M6	HDG	10	PLTRK1SM6X45
Zip-Clip Thread It 2m - 45kg M6	HDG	10	PLTRK2SM6X45
Zip-Clip Thread It 3m - 45kg M6	HDG	10	PLTRK3SM6X45
Zip-Clip Thread It 4m - 45kg M6	HDG	10	PLTRK4SM6X45
Zip-Clip Thread It 5m - 45kg M6	HDG	10	PLTRK5SM6X45
Zip-Clip Thread It 10m - 45kg M6	HDG	10	PLTRK10SM6X45
Zip-Clip Thread It 1m - 45kg M8	HDG	10	PLTRK1SM8x20
Zip-Clip Thread It 2m - 45kg M8	HDG	10	PLTRK2SM8x20
Zip-Clip Thread It 3m - 45kg M8	HDG	10	PLTRK3SM8x20
Zip-Clip Thread It 4m - 45kg M8	HDG	10	PLTRK4SM8x20
Zip-Clip Thread It 5m - 45kg M8	HDG	10	PLTRK5SM8x20
Zip-Clip Thread It 10m - 45kg M8	HDG	10	PLTRK10SM8x20
Zip-Clip Thread It 1m - 90kg M8	HDG	10	PLTRK1YM8X20
Zip-Clip Thread It 2m - 90kg M8	HDG	10	PLTRK2YM8X20
Zip-Clip Thread It 3m - 90kg M8	HDG	10	PLTRK3YM8X20
Zip-Clip Thread It 4m - 90kg M8	HDG	10	PLTRK4YM8X20
Zip-Clip Thread It 5m - 90kg M8	HDG	5	PLTRK5YM8X20
Zip-Clip Thread It 10m - 90kg M8	HDG	5	PLTRK10YM8X20

ZIP-CLIP WIRE SUSPENSION

CON-LOCK



SIZE	FINISH	QTY (PACK)	PRODUCT CODE
Zip-Clip Con-Lock 1m - 10kg	HDG	10	CLG1
Zip-Clip Con-Lock 2m - 10kg	HDG	10	CLG2
Zip-Clip Con-Lock 3m - 10kg	HDG	10	CLG3
Zip-Clip Con-Lock 4m - 10kg	HDG	10	CLG4
Zip-Clip Con-Lock 5m - 10kg	HDG	10	CLG5
Zip-Clip Con-Lock 10m - 10kg	HDG	10	CLG10
Zip-Clip Con-Lock 1m - 50kg	HDG	10	CLS1
Zip-Clip Con-Lock 2m - 50kg	HDG	10	CLS2
Zip-Clip Con-Lock 3m - 50kg	HDG	10	CLS3
Zip-Clip Con-Lock 4m - 50kg	HDG	10	CLS4
Zip-Clip Con-Lock 5m - 50kg	HDG	10	CLS5
Zip-Clip Con-Lock 10m - 50kg	HDG	10	CLS10
Zip-Clip Con-Lock 1m - 90kg	HDG	10	CLY1
Zip-Clip Con-Lock 2m - 90kg	HDG	10	CLY2
Zip-Clip Con-Lock 3m - 90kg	HDG	10	CLY3
Zip-Clip Con-Lock 4m - 90kg	HDG	10	CLY4
Zip-Clip Con-Lock 5m - 90kg	HDG	5	CLY5
Zip-Clip Con-Lock 10m - 90kg	HDG	5	CLY10

ANCHOR-IT



Zip-Clip Anchor It 1m - 10kg	HDG	10	PLCAK1G
Zip-Clip Anchor It 2m - 10kg	HDG	10	PLCAK2G
Zip-Clip Anchor It 3m - 10kg	HDG	10	PLCAK3G
Zip-Clip Anchor It 4m - 10kg	HDG	10	PLCAK4G
Zip-Clip Anchor It 5m - 10kg	HDG	10	PLCAK5G
Zip-Clip Anchor It 10m - 10kg	HDG	10	PLCAK10G
Zip-Clip Anchor It 1m - 35kg	HDG	10	PLCAK1S
Zip-Clip Anchor It 2m - 35kg	HDG	10	PLCAK2S
Zip-Clip Anchor It 3m - 35kg	HDG	10	PLCAK3S
Zip-Clip Anchor It 4m - 35kg	HDG	10	PLCAK4S
Zip-Clip Anchor It 5m - 35kg	HDG	10	PLCAK5S
Zip-Clip Anchor It 10m - 35kg	HDG	10	PLCAK10S


KNOCK-IT




Zip-Clip Knock It 1-5 - 1m 10kg	HDG	10	VLG1
Zip-Clip Knock It 1-5 - 2m 10kg	HDG	10	VLG2
Zip-Clip Knock It 1-5 - 3m 10kg	HDG	10	VLG3
Zip-Clip Knock It 1-5 - 4m 10kg	HDG	10	VLG4
Zip-Clip Knock It 1-5 - 5m 10kg	HDG	10	VLG5
Zip-Clip Knock It 1-5 - 10m 10kg	HDG	10	VLG10
Zip-Clip Knock It 1-5 - 1m 35kg	HDG	10	VLS1
Zip-Clip Knock It 1-5 - 2m 35kg	HDG	10	VLS2
Zip-Clip Knock It 1-5 - 3m 35kg	HDG	10	VLS3
Zip-Clip Knock It 1-5 - 4m 35kg	HDG	10	VLS4
Zip-Clip Knock It 1-5 - 5m 35kg	HDG	10	VLS5
Zip-Clip Knock It 1-5 - 10m 35kg	HDG	10	VLS10
Zip-Clip Knock It 5-7 - 1m 10kg	HDG	10	VLG12
Zip-Clip Knock It 5-7 - 2m 10kg	HDG	10	VLG22
Zip-Clip Knock It 5-7 - 3m 10kg	HDG	10	VLG32
Zip-Clip Knock It 5-7 - 4m 10kg	HDG	10	VLG42
Zip-Clip Knock It 5-7 - 5m 10kg	HDG	10	VLG52
Zip-Clip Knock It 5-7 - 10m 10kg	HDG	10	VLG102
Zip-Clip Knock It 5-7 - 1m 35kg	HDG	10	VLS12
Zip-Clip Knock It 5-7 - 2m 35kg	HDG	10	VLS22
Zip-Clip Knock It 5-7 - 3m 35kg	HDG	10	VLS32
Zip-Clip Knock It 5-7 - 4m 35kg	HDG	10	VLS42
Zip-Clip Knock It 5-7 - 5m 35kg	HDG	10	VLS52
Zip-Clip Knock It 5-7 - 10m 35kg	HDG	10	VLS102

ZIP-CLIP WIRE SUSPENSION


SPAN-LOCK

	SIZE	FINISH	QTY (PACK)	PRODUCT CODE
	5m Span-Lock Catenary System	HDG	EA	GLHCS5Y
	10m Span-Lock Catenary System	HDG	EA	GLHC10Y
	15m Span-Lock Catenary System	HDG	EA	GLHC15Y
	20m Span-Lock Catenary System	HDG	EA	GLHC20Y
	30m Span-Lock Catenary System	HDG	EA	GLHC30Y
	40m Span-Lock Catenary System	HDG	EA	GLHC40Y
	5m Span-Lock Catenary System	HDG	EA	GLHCS5P
	10m Span-Lock Catenary System	HDG	EA	GLHCS10P
	15m Span-Lock Catenary System	HDG	EA	GLHCS15P
	20m Span-Lock Catenary System	HDG	EA	GLHCS20P
	30m Span-Lock Catenary System	HDG	EA	GLHCS30P
	40m Span-Lock Catenary System	HDG	EA	GLHCS40P


ZIP-GRIP

	Zip-Grip 1m Drop 10kg SWL	HDG	10	GLG1
	Zip-Grip 2m Drop 10kg SWL	HDG	10	GLG2
	Zip-Grip 3m Drop 10kg SWL	HDG	10	GLG3
	Zip-Grip 4m Drop 10kg SWL	HDG	10	GLG4
	Zip-Grip 5m Drop 10kg SWL	HDG	10	GLG5
	Zip-Grip 10m Drop 10kg SWL	HDG	10	GLG10
	Zip-Grip 1m Drop 35kg SWL	HDG	10	GLS1
	Zip-Grip 2m Drop 35kg SWL	HDG	10	GLS2
	Zip-Grip 3m Drop 35kg SWL	HDG	10	GLS3
	Zip-Grip 4m Drop 35kg SWL	HDG	10	GLS4
	Zip-Grip 5m Drop 35kg SWL	HDG	10	GLS5
Zip-Grip 10m Drop 35kg SWL	HDG	10	GLS10	


Y-IT

	Zip-Clip Y-It 1m x 300mm - 50kg	HDG	10	YTR1S300
	Zip-Clip Y-It 2m x 300mm - 50kg	HDG	10	YTR2S300
	Zip-Clip Y-It 3m x 300mm - 50kg	HDG	10	YTR3S300
	Zip-Clip Y-It 1m x 460mm - 50kg	HDG	10	YTR1S460
	Zip-Clip Y-It 2m x 460mm - 50kg	HDG	10	YTR2S460
	Zip-Clip Y-It 3m x 460mm - 50kg	HDG	10	YTR3S460
	Zip-Clip Y-It 1m x 300mm - 90kg	HDG	10	YTR1Y300
	Zip-Clip Y-It 2m x 300mm - 90kg	HDG	10	YTR2Y300
	Zip-Clip Y-It 3m x 300mm - 90kg	HDG	10	YTR3Y300
	Zip-Clip Y-It 1m x 460mm - 90kg	HDG	10	YTR1Y460
	Zip-Clip Y-It 2m x 460mm - 90kg	HDG	10	YTR2Y460
	Zip-Clip Y-It 3m x 460mm - 90kg	HDG	10	YTR3Y460
	Zip-Clip Y-It 300mm 1m - 10kg	HDG	10	YLM1G300
	Zip-Clip Y-It 300mm 2m - 10kg	HDG	10	YLM2G300
	Zip-Clip Y-It 300mm 3m - 10kg	HDG	10	YLM3G300
	Zip-Clip Y-It 600mm 1m - 10kg	HDG	10	YLM1G600
	Zip-Clip Y-It 600mm 2m - 10kg	HDG	10	YLM2G600
	Zip-Clip Y-It 600mm 3m - 10kg	HDG	10	YLM3G600
	Zip-Clip Y-It 300mm 1m - 35kg	HDG	10	YLM1S300
	Zip-Clip Y-It 300mm 2m - 35kg	HDG	10	YLM2S300
	Zip-Clip Y-It 300mm 3m - 35kg	HDG	10	YLM3S300
	Zip-Clip Y-It 460mm 1m - 35kg	HDG	10	YLM1S460
	Zip-Clip Y-It 460mm 2m - 35kg	HDG	10	YLM2S460
	Zip-Clip Y-It 460mm 3m - 35kg	HDG	10	YLM3S460
	Zip-Clip Y-It 300mm 1m - 90kg	HDG	10	YLM1Y300
	Zip-Clip Y-It 300mm 2m - 90kg	HDG	10	YLM2Y300
	Zip-Clip Y-It 300mm 3m - 90kg	HDG	10	YLM3Y300
	Zip-Clip Y-It 460mm 1m - 90kg	HDG	10	YLM1Y460
	Zip-Clip Y-It 460mm 2m - 90kg	HDG	10	YLM2Y460
	Zip-Clip Y-It 460mm 3m - 90kg	HDG	10	YLM3Y460






ZIP-CLIP WIRE SUSPENSION

	SIZE	FINISH	QTY (PACK)	PRODUCT CODE
LUMA-LOCK				
	Zip-Clip 300mm Luma-Lock - 10kg	HDG	10	LUMG50200
	Zip-Clip 460mm Luma-Lock - 10kg	HDG	10	LUMG300400
	Zip-Clip 600mm Luma-Lock - 10kg	HDG	10	LUMG600
	Zip-Clip 300mm Luma-Lock - 35kg	HDG	10	LUM50200
	Zip-Clip 460mm Luma-Lock - 35kg	HDG	10	LUM300400
	Zip-Clip 600mm Luma-Lock - 35kg	HDG	10	LUM600

TRY-LOCK

	Zip-Clip 300mm Try-Lock - 50kg	HDG	10	TRS50200
	Zip-Clip 460mm Try-Lock - 50kg	HDG	10	TRS300400

ZIP-CLIP ACCESSORIES

	Zip-Clip Bracing Bracket	Z	10	SBR
	Faz II Seismic Ceiling Anchor	Z	50	FAZ
	Zip-Clip Concrete Anchor	Z	50	CLA1
	Zip-Clip Heavy Wire Cutters	-	EA	CUT1
	Zip-Clip Tensioning Tool	-	EA	TT1

INDEX

A

Adapter AD.....	24
Angle Connector CC 41 Stabil.....	16
Angle Connector CN CC 27-90°.....	30
Angle Connector CN CC 41.....	16
Angle Connector CN CC 41-2.....	17
Angle Connector CN CC 41-2W.....	17
Assembly Set PS.....	32
AGI Seismic Fixture.....	11

B

Beam Bracket TKO F 80.....	32
Beam Clamp SB 27.....	30
Beam Clamp TCS.....	18
Beam Clamp TCS 41.....	18
Beam Clamp Un Threaded TCS.....	18
Beam Clip P.....	18
Beam Section Holder TPH F 80.....	32
Beam Section TP F 80.....	32
Block PB 27.....	30
Block PHB.....	14
Blockset.....	14
Blockset PBS CC 27.....	31
Braced Cantilever Brackets.....	13

C

Cable Duct Combination	
Bend/Riser.....	41
Cable Duct Combination Tee.....	41
Cable Duct with Clip On Lid.....	41
Cable Trunking End Cap.....	42
Cable Trunking External Bend.....	42
Cable Trunking Internal Bend.....	42
Cable Trunking Outlet	
Retaining Bar.....	42
Cable Trunking Single.....	42
Cable Trunking Tee Junction.....	42
Cable Trunking Twin	
Compartment.....	42
Cable Trunking Vertical Bend.....	42
Cantilever Bracket AK 27.....	31

Cantilever Bracket AK F 80.....	32
Cantilever Brackets.....	13
Channel Adapter SA F 80.....	32
Channel Bracket SH.....	17
Channel Connector.....	20
Channel Cover.....	15
Channel Lining.....	15
Channel Lining SAL 27.....	30
Channel MS 27.....	30
Channel Nut NT 27.....	30
Channel Nuts.....	14
Clamping End SKL.....	18
Corner Bracket EW 41.....	17
Counterbore Nut & Bolt.....	38

D

Double Channel Roller.....	19
Drop In Anchor.....	56
Dropper Pole.....	42
Ducting Angle LUW A.....	25
Ducting Angle LUW Stabil.....	25
Ducting Bracket LCO.....	25
Ducting Channel MS 27/37.....	25
Ducting Clamp PLU 1G-N.....	25
Duo Clamp SRS.....	21
Duo Clamp SRS with Lining.....	21

E

E1031 Tee.....	15
E1036 Bend.....	15
E1067 Straight.....	15
E1386 Beam Clamp.....	18
E1546 45° Angle Bracket.....	16
E2072 End Support.....	20
E2072A End Support.....	20
E2346 Angle Connector.....	20
E2815 Adjustable Fitting.....	20
E922J Channel Joiner.....	20
E5 Channel/Strut Clips.....	23
End Cap ADK 27.....	30
End Cap ADK 27/37.....	25
End Cap ADK 41.....	14

End Cap ADK F 80.....	33
End Support STA F 80.....	32
End Support WBD F 80.....	32
ET Hold Down.....	37
ET Radius Plate.....	37
ET Riser Link.....	37
ET Splice Plate.....	37
ET Tee/Cross Bracket.....	37
ET3 Cable Tray.....	38
ET3 Divider Strip.....	38
ET3 Hold Down.....	38
ET3 Radius Plate.....	38
ET3 Riser Link.....	38
ET3 Splice Plate.....	38
ET3 Tee/Cross Bracket.....	38
ET5 Cable Tray.....	39
ET5 Divider Strip.....	39
ET5 Hold Down.....	39
ET5 Radius Plate.....	39
ET5 Riser Link.....	39
ET5 Splice Plate.....	39
ET5 Tee/Cross Bracket.....	39
Excalibur Screw Bolt.....	56
Ezymesh Bolt Cutter.....	40
Ezymesh Bolt Joiner.....	40
Ezymesh Bottom Joiner.....	40
Ezymesh Cable Mesh.....	40
Ezymesh Hold Down.....	40
Ezymesh Side Joiner.....	40
Ezymesh Trapeze Bracket.....	40
Ezytray Cable Tray.....	37

F

Faz II Seismic Ceiling Anchor.....	61
Fender Washer.....	55
Fitting Set MOS 27.....	30
Fitting Set MOS CC.....	16
Fixing Bracket MW.....	16
Fixing Bracket MW S.....	16
Flange Nut.....	53
Flat Fitting ECO CC.....	15
Flat Steel Bulb Beam Clamp.....	19

H			
Heavy Round Flat Washers	55	Nema 2 Cable Ladder Cross.....	48
Hex Nut	53	Nema 2 Cable Ladder Tee.....	48
Hold Down Bracket HK 41	14	Nema 2 Cable Ladder Tee 316SS ...	52
Holding Bracket HK 27.....	30	Nema 2 External Riser	48
Hook Sleeve SP.....	19	Nema 2 External Riser 316SS	52
		Nema 2 Internal Riser	48
J		Nema 2 Internal Riser 316SS.....	52
Joint 41	20	Nema 2 Splice Plate	49
Joint 41 T.....	20	Nema 2 Splice Plate 316SS.....	52
Joint JOI F 80 HCP.....	32	Nema 2 Straight Reducer.....	49
		Nema 2 Straight Reducer 316SS	52
L		Nema 3 Cable Ladder	50
Light Round Flat Washers	55	Nema 3 Cable Ladder Bend	50
		Nema 3 Cable Ladder Cross.....	50
M		Nema 3 Cable Ladder Tee.....	50
Mounting Plate GPL.....	19	Nema 3 External Riser.....	50
Mounting Plates GPL F 80.....	33	Nema 3 Internal Riser	50
		Nema 3 Splice Plate.....	51
N		Nema 3 Straight Reducer.....	51
Nema 1 Cable Ladder.....	44	Nema 8 Cable Ladder	43
Nema 1 Cable Ladder Bend.....	44	Nema 8 Cable Ladder Bend	43
Nema 1 Cable Ladder Cross.....	44	Nema 8 Cable Ladder Cross	43
Nema 1 Cable Ladder Tee	44	Nema 8 Cable Ladder Tee.....	43
Nema 1 External Riser	44	Nema 8 Horizontal Splice Plate ...	43
Nema 1 Internal Riser.....	44	Nema 8 Ladder External Riser	43
Nema 1 Right /Left Reducer.....	45	Nema 8 Ladder Internal Riser	43
Nema 1 Splice Plates	45	Nema 8 Splice Plate	43
Nema 1 Straight Reducer	45	Nema 8 Vertical Splice Plate	43
Nema 12B Cable Ladder	46	Nema Hold Down Unit 316SS.....	52
Nema 12B Cable Ladder Bend.....	46		
Nema 12B Cable Ladder Cross	46	O	
Nema 12B Cable Ladder Tee	46	Octagonal Coupling PK F 80	32
Nema 12B External Riser	46		
Nema 12B Internal Riser	46	P	
Nema 12B Splice Plate	47	Pan Pozi Machine Screw	54
Nema 12B Straight Reducer	47	Pipe Clamp Stabil RB-A HCP	24
Nema 2 Cable Ladder	48	Purlin Clamp	19
Nema 2 Cable Ladder 316SS.....	52		
Nema 2 Cable Ladder Bend	48	R	
Nema 2 Cable Ladder Bend 316SS.	52	Ratio S M8.....	21
		Reducing Adapter	25
		Refrigeration Clamp SKS.....	24
		Rolled Edge 4 Way Junction	36
		Rolled Edge 90° Bend	34
		Rolled Edge Cable Tray.....	34
		Rolled Edge External Riser.....	36
		Rolled Edge Internal Riser	35
		Rolled Edge Tee.....	35
		S	
		Safety Strap SL VdS	18
		Screw On Lid Cable Duct	41
		Self Forming Screw FLS F 80	33
		Set Screws 316SS	54
		Set Screws Zinc.....	54
		SFK Bracket.....	20
		Simotec Fixed Point Set XS	28
		Simotec Fixed Point XR-H 40.....	29
		Simotec Guided Support	
		FR-H 40	29
		Simotec Guiding Set FS.....	28
		Simotec Sliding Support LA-HV ...	27
		Simotec Sliding Support LC-HV....	27
		Simotec Sliding Support LC-HV....	28
		Simotec Sliding Support LD-HV ...	28
		Simotec Sliding Support L	
		K-HV 150	28
		Simotec Sliding Support LU-H 40	29
		Single Channel Roller	19
		Sleeve Anchor	56
		Slide Element GLE J	26
		Slide Element GS 41	26
		Slide Set GS 2G	26
		Slide Set GS 2G-PL.....	26
		Slide Set GS H3G	26
		Slide Set GS H3G-PL.....	26
		Slotted Angle.....	12
		Slotted Double Channel	12
		Slotted Single Channel	12
		Speed Nut NT CC 27	30
		Speed Nuts	14
		Spring Nuts.....	14
		Spring Washer	55
		Square Washer	55
		Stabil D-1G	23



Stabil D-3G	22
Support Bracket.....	13
Support Bracket WK	17

T

T-Head Bolt HM 27	30
Threaded Hook GH	18
Threaded Rod	53
Tie Rod	13
Timber Ferrule.....	24
Triple Thread Connecting Nut	24

U

U Bolt Fastening F 80.....	33
U Bolt RUB	21
U Bolt RUB 3570 A HCP	21
U Clamp RUC	22
U-Holder 41	18
U-Holder SB F 80	32
UN14 U-Bolt.....	22

UN15 Saddle Clamp.....	22
UN16 Two Piece Pipe Clamp	24
UN18 Two Piece Pipe Clamp	23
UN8 Two Piece Pipe Clamp.....	21
Universal Joint UG	18
Un-Slotted Angle	12
Un-Slotted Single Channel	12

V

Vertigo Anchor.....	56
---------------------	----

W

WBD End Support	20
WBD End Support Double	20
Webbing Piece KNO	31

Z

Zip-Clip & Wire	57
Zip-Clip Accessories.....	61

Zip-Clip Anchor-It	59
Zip-Clip Bracing Bracket.....	61
Zip-Clip Concrete Anchor	61
Zip-Clip Con-Lock	59
Zip-Clip Heavy Wire Cutters.....	61
Zip-Clip Knock-It	59
Zip-Clip Loop-Lock	57
Zip-Clip Luma-Lock.....	61
Zip-Clip Snap-It	58
Zip-Clip Span-Lock.....	60
Zip-Clip Tensioning Tool	61
Zip-Clip Thread-It.....	58
Zip-Clip Toggle-It.....	58
Zip-Clip Try-Lock.....	61
Zip-Clip Y-It	60
Zip-Grip	60
Zip-Lock	57

NOTES



NOTES

NOTES



STRONGER IN EVERYWAY

st steel&tube

To find out more about our extensive range of products and services:

- › Steel
- › Pipe, Fittings & Valves
- › Stainless Steel
- › Fastenings
- › Chain & Rigging
- › Rural Products
- › Industrial Products
- › Reinforcing
- › Roofing, Cladding, Rainwater Systems & Purlins

CONTACT US TODAY:
0800 800 947
or Freefax 0800 808 141
www.steelandtube.co.nz