

Product Catalogue for **BLÜCHER® Drain Industrial**

High-Capacity Point Drainage



BLÜCHER®

A WATTS Brand



Safe solutions

BLÜCHER® stainless steel drainage products are installed in almost any kind of construction project, from multi-storey apartments and food processing factories to hospitals and on board prestigious cruise liners. We have specialised our competencies within four main segments:

Housing

Commercial

Industrial

Marine

The BLÜCHER® drainage system is a modular system providing numerous possible product combinations.

BLÜCHER® Drain

Floor drains for light- to heavy-duty flow and load applications.

BLÜCHER® Channel

Standard, modular or customised channels and kitchen channels for all flow and load applications.

BLÜCHER® EuroPipe

Push-fit drainage pipe-work system for soil, waste and rainwater.

Customised solutions

To ensure that any drainage requirement can be fulfilled we are always ready to solve your special request.

Strong products

All BLÜCHER® drainage products are produced in stainless steel grade AISI 304 or optionally grade AISI 316L. This material is ideally suitable for high-quality drainage systems:

- Fire resistant
- High strength - low weight
- Environmentally friendly

Furthermore it is corrosion resistant, resistant to impacts and thermal stress and requires little maintenance.

In the BLÜCHER® drainage products the inherent qualities of stainless steel are enhanced by careful product design resulting in:

- Long product life expectancy
- Excellent hygienic properties
- Easy installation
- Whole-life cost advantages
- Excellent flow capacities

All BLÜCHER® products are chemically descaled and passivated in order to enhance the natural corrosion resistance and provide a uniform matt-silver surface finish.

All stainless steel components are manufactured from recycled materials and are 100% recyclable.

Danish quality

Founded in Denmark in 1965, BLÜCHER has developed into a leading manufacturer of stainless steel drainage systems. Today, BLÜCHER is an international company with subsidiaries and representations worldwide. The BLÜCHER Group employs more than 350 staff worldwide.

Customers all over the World appreciate our know-how, dedicated service and common sense.

Through quality stainless steel products and drainage solutions that lead waste water away, BLÜCHER is committed to the promise of keeping up the flow.

The BLÜCHER® drainage products are manufactured in Denmark using the most modern production methods and in accordance with the internationally recognised quality standard ISO 9001. Furthermore, the most respected classification societies endorse the BLÜCHER® drainage products worldwide.



Selected references around the World

Hospitals, schools, commercial kitchens, the food and beverage industry and the pharmaceutical industry are among the customers that benefit from BLÜCHER stainless steel drainage systems.

Housing

BLÜCHER® stainless steel floor drains and pipe system are used all over the World in Scandinavian-style wet bathrooms in single and multi-storey buildings.

Commercial

Queen Mary Hospital, Hvidovre hospital, Princess Alexandra Hospital, Blackpool Victoria Hospital, Queen Elizabeth Hospital, St. James Hospital, University College London Hospital, Sportcentrum Fitness First, Czàsar Swimming Pool, Sports & Aquatic Centre, International Grammar School, Collège Bellevue, Elite University, Universitat Pompeu Fabra, Augustenborgskolan, Canadian International School, North Texas State University, Elderly Citizens Home Adelaide, Old Peoples Home Budapest, Maryland State Prison, Uppsala Polishus, Oslo Opera, Hilton Hotels, Hotel Marriot, Sofitel, Novotel, The Ritz Carlton Bahrain, McDonalds, Burger King, Pizza Hut, Le Louvre, Bahrain National Museum, Ministère de L'Industri, State Library of Victoria, Royal Danish Theatre, Copenhagen Zoo, Hong Kong Disneyland, Dubai Mall, IKEA, Tesco, Coop, Metro, Carrefour, Lidl, Woolworths, Gardamoen Oslo, Copenhagen Airport, Heathrow Airport, Barcelona Airport, New Athens Airport, Orly Airport, Arlanda Airport, Helsinki Airport.

Industrial

Pfizer, GSK, Astra Zeneca, Johnson & Johnson, Aventis, Kraft, Nestlé, Danish Crown, Daloon, Tulip, Knorr, Singapore Airport Catering, Ahlgreens, Estrella, Kelloggs, CocaCola, Pepsi, Heineken, Carlsberg, Whitbread Breweries, Budweiser, Tropicana Juice Processing, Absolut Vodka, Nestlé, Arla Food, Danone, Unilever, Almarai Dairy, Mercedes, Renault, L'Oreal, Sony, BASF, 3M, IBM World Headquarters, Honeywell, Colgate Palmolive, Royal Copenhagen, Hella.

Marine

Freedom of the Seas, Liberty of the Seas, Norwegian Star, Color Magic, Pride of Hawaii, Galaxy, AIDA Diva, Celebrity Solstice, MY Platinum (Dubai Ports Authority), M/S Caravelle (Jade Yachts), Safari (Blohm & Voss) Lady Haya (Pesaro), Pelorus (Lürssen Kröger Werft), Oceanco Kusch Yachts Agentur, 3 vehicle carriers and 10 container ships (MHI Japan), 6 container vessels (AP Møller), 35 commercial vessels (Mawai China), 24 container vessels (Dalian Shipyards China), Agbami Off Shore, Consafe-Aberdeen Oil Platform Bingo I & Bingo II Offshore Oil Rigs, Auxillary vessel (British Navy), 5 frigates (Norwegian Navy), 2 logistics vessels (Danish Navy), 2 survey vessels Dutch Navy.

The BLÜCHER® range comprises:

BLÜCHER® Drain Domestic



Shower drains for concrete/tiled and vinyl floors

- SQUARE, TRIO and CIRCLE
- Removable and easy-to-clean water trap
- Range of design gratings

WaterLine shower channels for concrete/tiled and vinyl floors

- For installation against wall(s) or away from walls
- Range of design gratings

BLÜCHER® Drain Industrial



Industrial drains for concrete/tiled, resin or vinyl floors

- SQUARE and CIRCLE
- Removable and easy-to-clean water trap
- Large range of gratings for all applications and load classes

BLÜCHER® EuroPipe



Push-fit drainage pipes and fittings, Ø40-Ø315 mm

- Low weight, high strength
- For vacuum and gravity systems
- RS82 renovation system (see separate catalogue)

BLÜCHER® Channel



Channels and kitchen channels for concrete/tiled, resin and vinyl floors

- Removable and easy-to-clean water trap
- Large range of gratings for all applications and load classes

BLÜCHER® HygienicPro



Point and linear drains for applications with strict requirements to hygiene and high capacity, e.g. production areas in the food and beverage industry

- Quickly leads away solid waste, even at small water volumes
- No corners and cavities inside thus preventing bacterial growth
- Less production stops for emptying and cleaning filter baskets

BLÜCHER® Drain Roof



Roof drainage system for single-ply membrane or bitumen in gravity and vacuum systems

- Roof drains and BLÜCHER® EuroPipe pipework system
- Easy installation
- Long product life expectancy

BLÜCHER® product catalogues can be ordered from our customer center or downloaded from www.blucher.com



BLÜCHER® DRAIN INDUSTRIAL

Presentation of industrial drains.	1
Industrial drains for concrete and tiled floors without membrane.	4
Industrial drains for concrete and tiled floors with liquid membrane.	7
Industrial drains for resin floors.	8
Industrial drains for vinyl floors.	11
Industrial lower parts - without membrane flange.	13
Industrial lower parts - with liquid membrane flange.	15
Industrial lower parts - with sheet membrane flange.	16
Industrial upper parts for concrete and tiled floors.	17
Industrial upper parts for resin floors.	19
Industrial upper parts for vinyl floors.	20
Industrial middleparts.	21
Accessories for industrial drains.	22
Rodding eyes and gastight drains for concrete and tiled floors without membrane.	40
Rodding eyes and gastight drains for vinyl floors.	42
Upper parts for rodding eyes and gastight drains.	43
Accessories for rodding eyes and gastight drains.	44
Access covers.	45
Accessories for access covers.	46
Upper parts for outdoor drains.	47
Accessories for outdoor drains.	48
Installation heights and load class overview.	49



Drains for commercial and industrial applications



Floor drains

For concrete, tiled, epoxy or vinyl floors

Square or circular

Applications

For concrete, tiled, vinyl and epoxy flooring in:

- Industrial areas
- Commercial kitchens
- Supermarkets, restaurants, airports, etc.

Details

- Square or circular reinforced frame
- Flow capacities from 1,2 to 7,8 l/s, with "P" water trap type 525.090.160 S up to 13,5 l/s
- 20 mm frame height
- Gratings suitable for any load class
- Stainless steel AISI304/EN 1.4301 or AISI316L/EN 1.4404

Variants

- Vertical or horizontal outlet
- For liquid membrane, sheet membrane or no membrane

Options

- Removable water trap
- Filter basket and sand bucket

Complete drains

Concrete and tiles without membrane - fixed



- Selected grating
- Optional filter basket
- Optional water trap
- Drain

Concrete and tiles with liquid membrane



- Selected grating
- Adjustable upper part
- Optional filter basket
- Optional water trap
- Lower part

Concrete and tiles with sheet membrane



- Selected grating
- Adjustable upper part
- Optional filter basket
- Optional water trap
- Lower part with clamping flange

Upper parts & frames

Concrete/tiles



Frame sizes:
200
250
300

Vinyl



Frame sizes:
200
300

Epoxy



Frame sizes:
200
300

HygienicPro® for concrete/tiles or epoxy



Frame sizes:
300

Complete drains

Drain

Fixed 1-part drain or adjustable drain in two or three parts

Grating

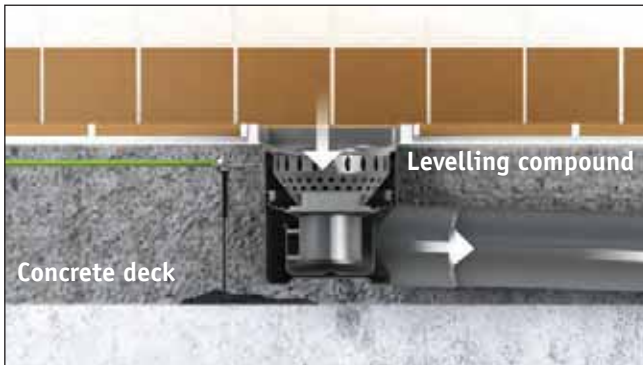
Range of gratings for all load classes. Grating not included - to be ordered separately

Accessories

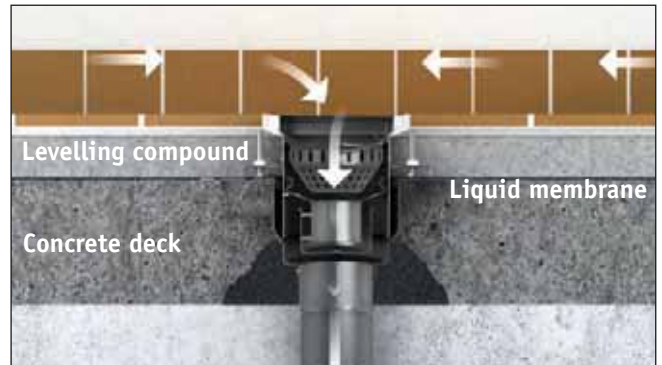
Accessories such as filter basket, sand bucket and water trap not included - to be ordered separately

Installation examples

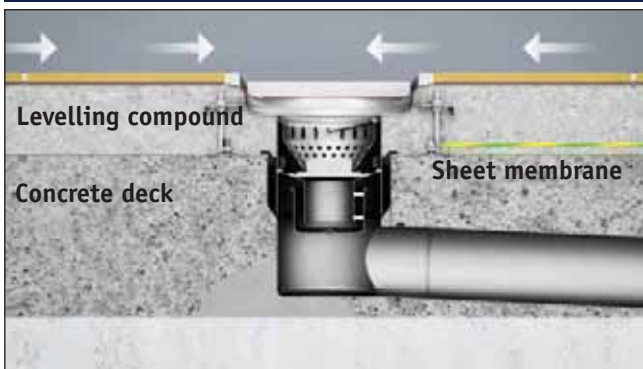
Concrete and tiles without membrane



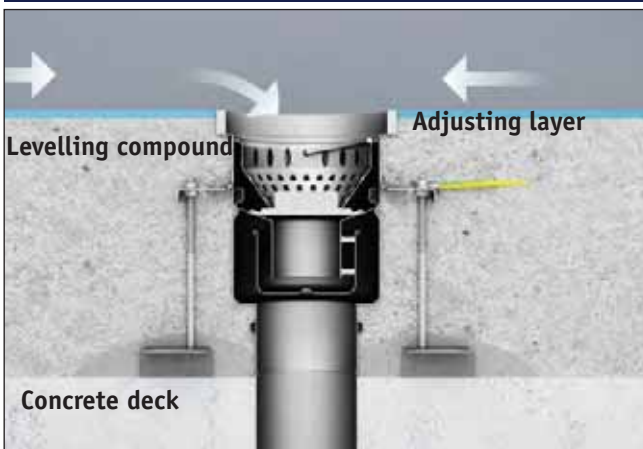
Concrete and tiles with liquid membrane



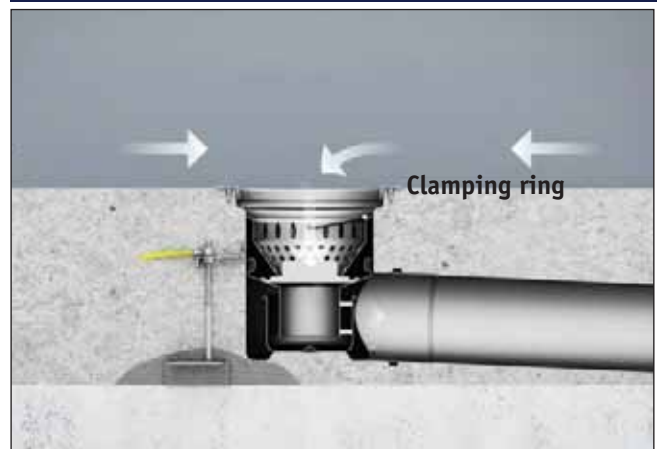
Concrete and tiles with sheet membrane



Epoxy



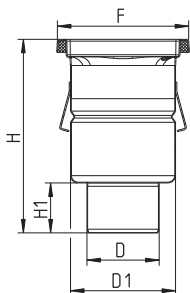
Vinyl



Installation videos available at www.blucher.com

without membrane

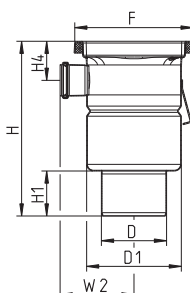
INDUSTRIAL DRAIN TYPE 760.40



Type no.	EAN no.	D	D1	F	H	H1	Holes for screws
760.402.075	5705499109344	75	160	200x200	284	65	0
760.402.075.01	5705499109368	75	160	200x200	284	65	1
760.402.110	5705499109382	110	160	200x200	295	76	0
760.402.110.01	5705499109405	110	160	200x200	295	76	1
760.401.075	5705499128925	75	160	250x250	286	65	0
760.401.110	5705499128963	110	160	250x250	297	76	0
760.403.110	5705499109429	110	250	300x300	371	76	0
760.403.160	5705499109467	160	250	300x300	389	95	0

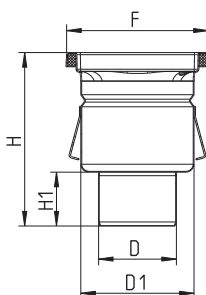
INDUSTRIAL DRAIN TYPE 760.40

WITH SIDE INLET



Type no.	EAN no.	D	D1	F	H	H1	H4	W2	Holes for screws
760.402.110.91 S	5705499118322	110	160	200x200	295	76	68	132	0
760.403.110.91 S	5705499118339	110	250	300x300	371	76	75	178	0

INDUSTRIAL DRAIN, LOW MODEL TYPE 766.40



Type no.	EAN no.	D	D1	F	H	H1	Holes for screws
766.402.075	5705499110227	75	160	200x200	234	65	0
766.402.075.01	5705499110241	75	160	200x200	234	65	1
766.402.110	5705499110265	110	160	200x200	245	76	0
766.402.110.01	5705499110289	110	160	200x200	245	76	1
766.401.075	5705499129007	75	160	250x250	236	65	0

Continues on next page

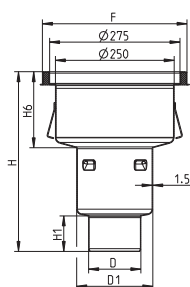
without membrane

INDUSTRIAL DRAIN, LOW MODEL TYPE 766.40

Type no.	EAN no.	D	D1	F	H	H1	Holes for screws
Continued from previous page							
766.401.110	5705499129045	110	160	250x250	247	76	0
766.403.075	5705499110302	75	250	300x300	280	65	0
766.403.110	5705499110364	110	250	300x300	289	76	0
766.403.160	5705499110401	160	250	300x300	307	95	0

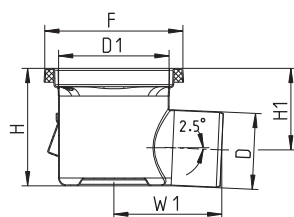
Only for low filter basket together with water trap

HYGIENICPRO INDUSTRIAL DRAIN TYPE 755



Type no.	EAN no.	D	D1	F	H	H1	H6	Holes for screws
755.513.110	5705499137804	110	160	Ø305	275	75	57	0
755.503.110	5705499137781	110	160	Ø305	378	75	160	0
755.573.110	5705499137828	110	160	Ø305	455	75	237	0

INDUSTRIAL DRAIN, LOW MODEL TYPE 726.40

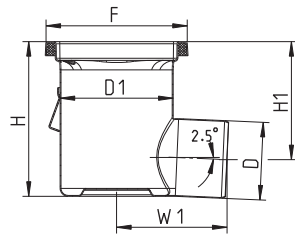


Type no.	EAN no.	D	D1	F	H	H1	W1	Holes for screws
726.402.075	5705499108866	75	160	200x200	170	137	250	0
726.402.110	5705499108880	110	160	200x200	170	118	153	0
726.402.110.01	5705499115611	110	160	200x200	170	118	153	1
726.401.110	5705499129205	110	160	250x250	172	120	153	0
726.403.110	5705499108903	110	260	300x300	188	136	201	0

Drains with outlet other than D=110mm come fitted with adaptor.
Only for low filter basket together with water trap

without membrane

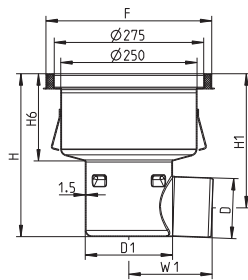
INDUSTRIAL DRAIN TYPE 763.40



Type no.	EAN no.	D	D1	F	H	H1	W1	Holes for screws
763.402.075	5705499109900	75	160	200x200	219	186	250	0
763.402.110	5705499109948	110	160	200x200	219	167	153	0
763.402.110.01	5705499109962	110	160	200x200	219	167	153	1
763.401.110	5705499129120	110	160	250x250	221	169	153	0
763.403.110	5705499109986	110	250	300x300	270	218	201	0

Drains with outlet other than D=110mm come fitted with adaptor.

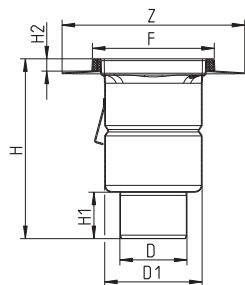
HYGIENICPRO INDUSTRIAL DRAIN TYPE 756



Type no.	EAN no.	D	D1	F	H	H1	H6	W1	Holes for screws
756.513.110	5705499137866	110	160	Ø305	196	143	57	153	0
756.503.110	5705499137842	110	160	Ø305	299	246	160	153	0
756.573.110	5705499137880	110	160	Ø305	376	323	237	153	0

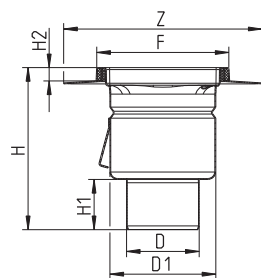
with liquid membrane

INDUSTRIAL DRAIN TYPE 761.40



Type no.	EAN no.	D	D1	F	Z	H	H1	H2	Holes for screws
761.402.075	5705499109665	75	160	200x200	300x300	284	65	20	0
761.402.075.01	5705499109689	75	160	200x200	300x300	284	65	20	1
761.402.110	5705499109702	110	160	200x200	300x300	295	76	20	0
761.402.110.01	5705499109726	110	160	200x200	300x300	295	76	20	1
761.403.110	5705499109740	110	260	300x300	400x400	371	76	20	0
761.403.110.01	5705499109764	110	260	300x300	400x400	371	76	20	2

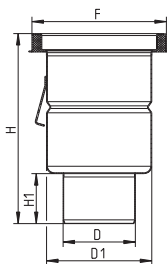
INDUSTRIAL DRAIN, LOW MODEL TYPE 767.40



Type no.	EAN no.	D	D1	F	Z	H	H1	H2	Holes for screws
767.402.075	5705499110647	75	160	200x200	300x300	234	65	20	0
767.402.075.01	5705499110661	75	160	200x200	300x300	234	65	20	1
767.402.110	5705499110685	110	160	200x200	300x300	245	76	20	0
767.402.110.01	5705499110708	110	160	200x200	300x300	245	76	20	1
767.403.110	5705499110784	110	250	300x300	400x400	289	76	20	0

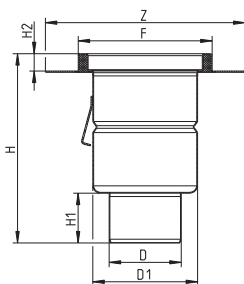
Only for low filter basket together with water trap

INDUSTRIAL DRAIN TYPE 760.50



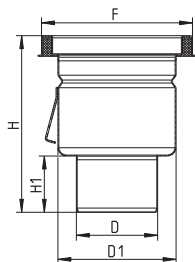
Type no.	EAN no.	D	D1	F	H	H1	Holes for screws
760.502.075	5705499109504	75	160	Ø205	278	65	0
760.502.110	5705499109528	110	160	Ø205	289	76	0
760.503.110	5705499109542	110	250	Ø305	360	76	0
760.503.160	5705499109566	160	250	Ø305	378	95	0

INDUSTRIAL DRAIN TYPE 760.52



Type no.	EAN no.	D	D1	F	Z	H	H1	H2	Holes for screws
760.522.075	5705499123623	75	160	Ø205	Ø305	278	65	27	0
760.522.110	5705499123630	110	160	Ø205	Ø305	289	76	27	0

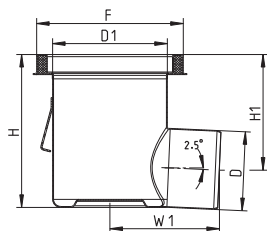
INDUSTRIAL DRAIN, LOW MODEL TYPE 766.50



Type no.	EAN no.	D	D1	F	H	H1	Holes for screws
766.502.075	5705499110449	75	160	Ø205	228	65	0
766.502.110	5705499110463	110	160	Ø205	239	76	0
766.503.075	5705499110487	75	250	Ø305	269	65	0
766.503.110	5705499110500	110	250	Ø305	278	76	0
766.503.160	5705499110524	160	250	Ø305	296	95	0

Only for low filter basket together with water trap.

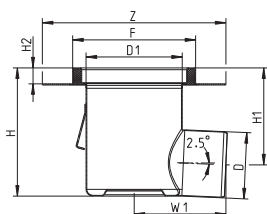
INDUSTRIAL DRAIN TYPE 763.50



Type no.	EAN no.	D	D1	F	H	H1	W1	Holes for screws
763.502.075	5705499110067	75	160	Ø205	213	180	250	0
763.502.110	5705499110081	110	160	Ø205	213	161	153	0
763.503.110	5705499110104	110	250	Ø305	259	207	201	0

Drains with outlet other than D=110mm come fitted with adaptor.

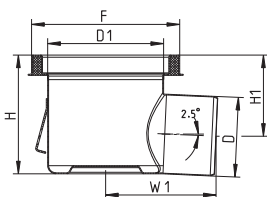
INDUSTRIAL DRAIN TYPE 763.52



Type no.	EAN no.	D	D1	F	Z	H	H1	H2	W1	Holes for screws
763.522.075	5705499123593	75	160	Ø205	Ø305	213	180	27	250	0
763.522.110	5705499123609	110	160	Ø205	Ø305	213	161	27	153	0

Drains with outlet other than D=110mm come fitted with adaptor.

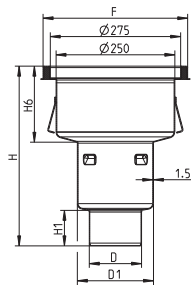
INDUSTRIAL DRAIN, LOW MODEL TYPE 726.50



Type no.	EAN no.	D	D1	F	H	H1	W1	Holes for screws
726.502.075	5705499108941	75	160	Ø205	164	131	250	0
726.502.110	5705499108965	110	160	Ø205	164	112	153	0
726.503.110	5705499108989	110	250	Ø305	177	125	201	0

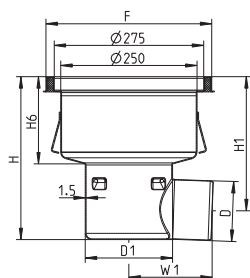
Drains with outlet other than D=110mm come fitted with adaptor.
Only for low filter basket together with water trap.

HYGIENICPRO INDUSTRIAL DRAIN TYPE 755



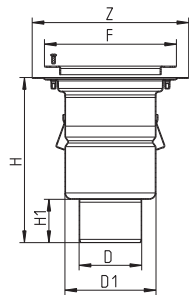
Type no.	EAN no.	D	D1	F	H	H1	H6	Holes for screws
755.513.110	5705499137804	110	160	Ø305	275	75	57	0
755.503.110	5705499137781	110	160	Ø305	378	75	160	0
755.573.110	5705499137828	110	160	Ø305	455	75	237	0

HYGIENICPRO INDUSTRIAL DRAIN TYPE 756



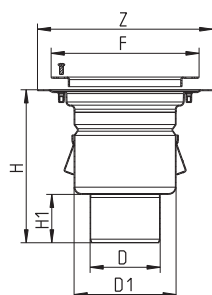
Type no.	EAN no.	D	D1	F	H	H1	H6	W1	Holes for screws
756.513.110	5705499137866	110	160	Ø305	196	143	57	153	0
756.503.110	5705499137842	110	160	Ø305	299	246	160	153	0
756.573.110	5705499137880	110	160	Ø305	376	323	237	153	0

INDUSTRIAL DRAIN TYPE 760.60



Type no.	EAN no.	D	D1	F	Z	H	H1	Holes for screws
760.602.075	5705499109580	75	160	Ø232	Ø275	279	65	0
760.602.110	5705499109603	110	160	Ø232	Ø275	290	76	0
760.603.110	5705499109627	110	250	Ø332	Ø375	366	76	0

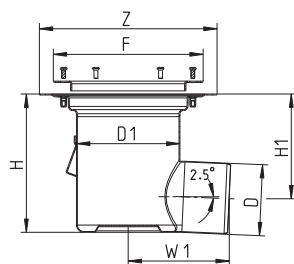
INDUSTRIAL DRAIN, LOW MODEL TYPE 766.60



Type no.	EAN no.	D	D1	F	Z	H	H1	Holes for screws
766.602.075	5705499110548	75	160	Ø232	Ø275	229	65	0
766.602.110	5705499110562	110	160	Ø232	Ø275	240	76	0
766.603.075	5705499110586	75	250	Ø332	Ø375	275	65	0
766.603.110	5705499110609	110	250	Ø332	Ø375	284	76	0

Only for low filter basket together with water trap.

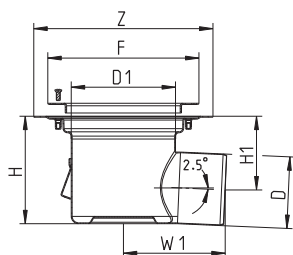
INDUSTRIAL DRAIN TYPE 763.60



Type no.	EAN no.	D	D1	F	Z	H	H1	W1	Holes for screws
763.602.075	5705499110142	75	160	Ø232	Ø275	214	181	250	0
763.602.110	5705499110166	110	160	Ø232	Ø275	214	162	153	0
763.603.110	5705499110180	110	250	Ø332	Ø375	265	213	201	0

Drains with outlet other than D=110mm come fitted with adaptor.

INDUSTRIAL DRAIN, LOW MODEL TYPE 726.60

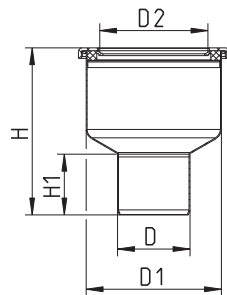


Type no.	EAN no.	D	D1	F	Z	H	H1	W1	Holes for screws
726.602.075	5705499109023	75	160	Ø232	Ø275	165	132	250	0
726.602.110	5705499109047	110	160	Ø232	Ø275	165	113	153	0
726.603.110	5705499109061	110	250	Ø332	Ø375	183	131	201	0

Drains with outlet other than D=110mm come fitted with adaptor.

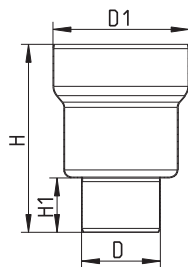
- without membrane flange

LOWER PART FOR INDUSTRIAL DRAIN TYPE 150



Type no.	EAN no.	D	D1	H	H1	D2
150.000.075	5705499107074	75	140	173	63	113
150.000.110	5705499107098	110	140	141	79	113

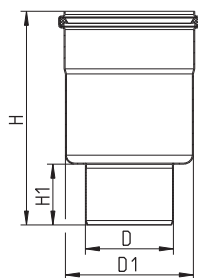
LOWER PART FOR INDUSTRIAL DRAIN TYPE 760.00



Type no.	EAN no.	D	D1	H	H1
760.002.075	5705499109269	75	190	267	65
760.002.110	5705499109283	110	190	278	76
760.003.110	5705499109306	110	272	290	76
760.003.160	5705499109320	160	272	308	95

Sealing ring included with the upper part.

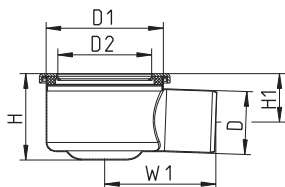
LOWER PART FOR INDUSTRIAL DRAIN TYPE 760.16



Type no.	EAN no.	D	D1	H	H1
760.160.075	5705499138016	75	160	256	65
760.160.110	5705499135343	110	160	267	76

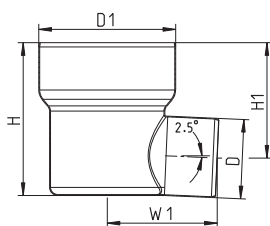
- without membrane flange

LOWER PART FOR INDUSTRIAL DRAIN TYPE 110



Type no.	EAN no.	D	D1	H	H1	W1	D2
110.000.075	5705499107036	75	140	103	58	133	113
110.000.110	5705499129403	110	140	124	71	143	113

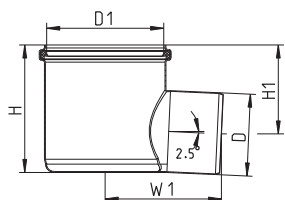
LOWER PART FOR INDUSTRIAL DRAIN TYPE 763.00



Type no.	EAN no.	D	D1	H	H1	W1
763.002.075	5705499109825	75	190	212	179	250
763.002.110	5705499109849	110	190	212	160	153
763.003.110	5705499109863	110	272	216	164	201
763.003.160	5705499109887	160	272	216	192	335

Sealing ring included with the upper part.
Drains with outlet other than D=110mm come fitted with adaptor.

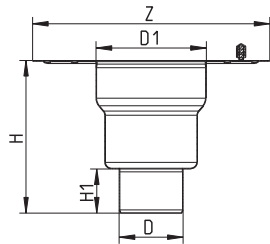
LOWER PART FOR INDUSTRIAL DRAIN, LOW MODEL TYPE 763.042



Type no.	EAN no.	D	D1	H	H1	W1
763.042.110	5705499131925	110	160	171	119	156

- with liquid membrane flange

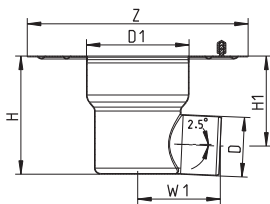
LOWER PART FOR INDUSTRIAL DRAIN TYPE 774.00



Type no.	EAN no.	D	D1	Z	H	H1
774.002.075	5705499111903	75	190	Ø409	267	65
774.002.110	5705499111927	110	190	Ø409	278	76
774.003.110	5705499111941	110	272	Ø507	290	76
774.003.160	5705499111965	160	272	Ø507	308	95

Sealing ring included with the upper part

LOWER PART FOR INDUSTRIAL DRAIN TYPE 769.00



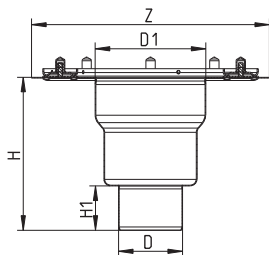
Type no.	EAN no.	D	D1	Z	H	H1	W1
769.002.075	5705499110869	75	190	Ø409	218	186	250
769.002.110	5705499110883	110	190	Ø409	218	166	153
769.003.110	5705499110906	110	272	Ø507	216	164	201
769.003.160	5705499110920	160	272	Ø507	216	191	335

Sealing ring included with the upper part.

Drains with outlet other than D=110mm come fitted with adaptor.

- with sheet membrane flange

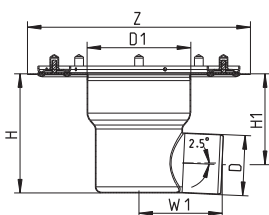
LOWER PART FOR INDUSTRIAL DRAIN TYPE 775.00



Type no.	EAN no.	D	D1	Z	H	H1
775.002.075	5705499112573	75	190	Ø409	267	65
775.002.110	5705499112597	110	190	Ø409	278	76
775.003.110	5705499112610	110	272	Ø507	290	76
775.003.160	5705499112634	160	272	Ø507	308	95

Sealing ring included with the upper part

LOWER PART FOR INDUSTRIAL DRAIN TYPE 771.00

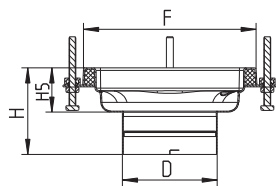


Type no.	EAN no.	D	D1	Z	H	H1	W1
771.002.075	5705499111224	75	190	Ø409	218	186	250
771.002.110	5705499111248	110	190	Ø409	218	166	153
771.003.110	5705499111262	110	272	Ø507	216	164	201
771.003.160	5705499111286	160	272	Ø507	216	191	335

Sealing ring included with the upper part.
Drains with outlet other than D=110mm come fitted with adaptor.

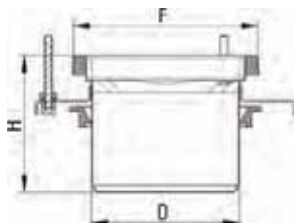
UPPER PART FOR INDUSTRIAL DRAIN TYPE 710.40

WITH SUPPORTING RING FOR WATER TRAP



Type no.	EAN no.	D	F	H	H5	Holes for screws
710.402.000	5705499108125	110	200x200	100	51	0
710.402.000.01	5705499108149	110	200x200	100	51	1
710.401.000	5705499128765	110	250x250	102	53	0
710.403.000	5705499108200	160	300x300	161	70	0
710.403.000.01	5705499108224	160	300x300	161	70	2

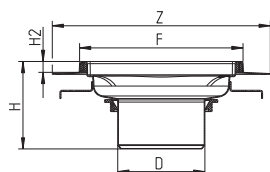
UPPER PART FOR INDUSTRIAL DRAIN TYPE 774.40



Type no.	EAN no.	D	F	H	Holes for screws
774.402.000	5705499111989	160	200x200	147	0
774.401.000	5705499128802	160	250x250	155	0
774.403.000	5705499112115	250	300x300	172	0
774.403.000.01	5705499112139	250	300x300	172	2

UPPER PART FOR INDUSTRIAL DRAIN TYPE 710.42

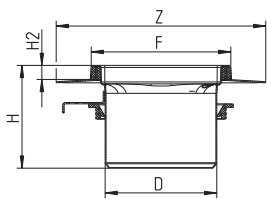

WITH LIQUID MEMBRANE FLANGE



Type no.	EAN no.	D	F	Z	H	H2	Holes for screws
710.423.000	5705499138825	160	300x300	400x400	161	20	0

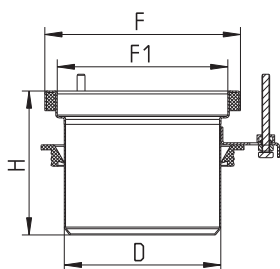
UPPER PART FOR INDUSTRIAL DRAIN TYPE 774.42

WITH LIQUID MEMBRANE FLANGE



Type no.	EAN no.	D	F	Z	H	H2	Holes for screws
774.422.000	5705499112290	160	200x200	300x300	147	20	0
774.422.000.01	5705499115734	160	200x200	300x300	147	20	1

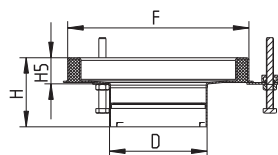
UPPER PART FOR INDUSTRIAL DRAIN TYPE 774.70



Type no.	EAN no.	D	F	F1	H	Holes for screws
774.702.000	5705499138702	160	200x200	Ø175	147	0

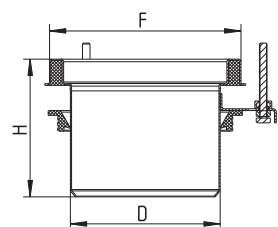
UPPER PART FOR INDUSTRIAL DRAIN TYPE 710.50

WITH SUPPORTING RING FOR WATER TRAP



Type no.	EAN no.	D	F	H	H5	Holes for screws
710.502.000	5705499108286	110	Ø205	78	30	0
710.503.000	5705499108347	160	Ø305	157	59	0

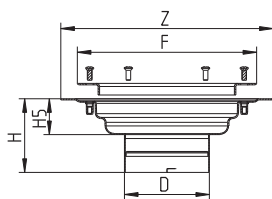
UPPER PART FOR INDUSTRIAL DRAIN TYPE 774.50



Type no.	EAN no.	D	F	H	Holes for screws
774.502.000	5705499112337	160	Ø205	147	0
774.503.000	5705499112399	250	Ø305	172	0

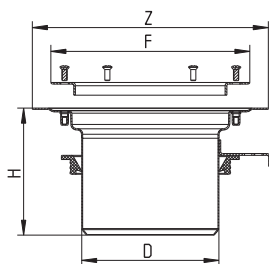
UPPER PART FOR INDUSTRIAL DRAIN TYPE 710.60

WITH SUPPORTING RING FOR WATER TRAP



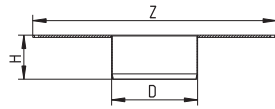
Type no.	EAN no.	D	F	Z	H	H5	Holes for screws
710.602.000	5705499108408	110	Ø232	Ø275	95	46	0
710.603.000	5705499108460	160	Ø332	Ø375	156	65	0

UPPER PART FOR INDUSTRIAL DRAIN TYPE 774.60



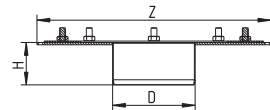
Type no.	EAN no.	D	F	Z	H	Holes for screws
774.602.000	5705499112498	160	Ø232	Ø275	172	0
774.603.000	5705499112511	250	Ø332	Ø375	148	0

FLANGE FOR LOWER PART TYPE 326



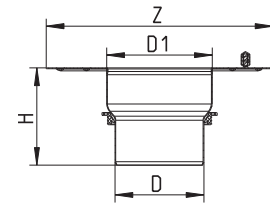
Type no.	EAN no.	D	Z	H
326.302.000	5705499107944	113	Ø320	58

MEMBRANE CLAMPING FLANGE FOR LOWER PART TYPE 325



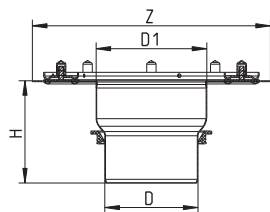
Type no.	EAN no.	D	Z	H
325.302.000	5705499107920	113	Ø320	58

INTERMEDIATE SECTION WITH MEMBRANE FLANGE TYPE 777



Type no.	EAN no.	D	D1	Z	H
777.002.000	5705499112931	160	190	Ø409	190
777.003.000	5705499112955	250	272	Ø507	196

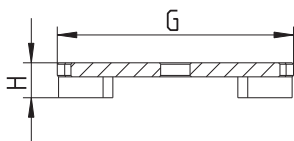
INTERMEDIATE SECTION WITH CLAMPING FLANGE TYPE 779



Type no.	EAN no.	D	D1	Z	H
779.002.000	5705499113136	160	190	Ø409	190
779.003.000	5705499113150	250	272	Ø507	196

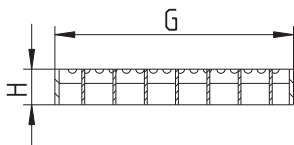
Gratings SQUARE

SLOT GRATING SQUARE



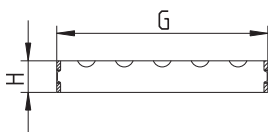
Type no.	EAN no.	G	H	EN1253 (kg)	Non slip	Screws
790.168.000.10	5705499113440	170x170	25	R50 (5.000)	R10	0
790.168.001.10	5705499113518	170x170	25	R50 (5.000)	R10	1
790.218.000.10	5705499128710	220x220	25	R50 (5.000)	R10	0
790.268.000.10	5705499113648	270x270	25	R50 (6.000)	R10	0
790.268.001.10	5705499113709	270x270	25	R50 (6.000)	R10	2

MESH GRATING SQUARE



Type no.	EAN no.	G	H	EN1253 (kg)	Non slip	Screws
790.168.000.22	5705499113464	168x168	25	L15 (1.350)	R12	0
790.168.001.22	5705499113532	168x168	25	L15 (1.350)	R12	1
790.218.000.22	5705499128680	218x218	25	L15 (1.500)	R12	0
790.268.000.22	5705499113655	268x268	25	L15 (1.600)	R12	0
790.268.001.22	5705499113723	268x268	25	L15 (1.600)	R12	2

LADDER GRATING SQUARE

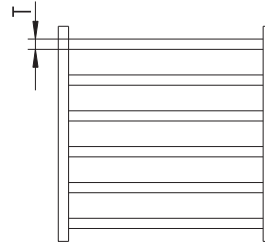
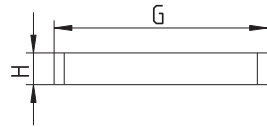


Type no.	EAN no.	G	H	EN1253 (kg)	Non slip	Screws
790.168.000.25	5705499113488	168x168	25	R50 (5.000)	R11	0
790.168.001.25	5705499113556	168x168	25	R50 (5.000)	R11	1
790.218.000.25	5705499128703	218x218	25	R50 (4.000)	R11	0
790.268.000.25	5705499113679	268x268	40	M125 (10.000)	R11	0
790.268.001.25	5705499113747	268x268	40	M125 (10.000)	R11	2

Gratings SQUARE

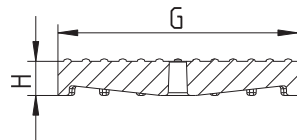
LADDER GRATING SQUARE

8 MM MATERIAL, FULLY WELDED



Type no.	EAN no.	G	H	T	EN1253 (kg)	Non slip	Screws
790.168.000.28	5705499124163	168x168	25	8	M125 (12.000)	R11	0
790.218.000.28	5705499128604	218x218	25	8	R50 (6.000)	R11	0
790.268.000.28	5705499128611	268x268	25	8	R50 (7.000)	R11	0

HYGIENICPRO GRATING SQUARE



Type no.	EAN no.	G	H	EN1253 (kg)	Non slip	Screws
790.168.000.60	5705499113495	170x170	24	R50 (7.000)	R10	0
790.168.001.60	5705499113563	170x170	24	R50 (7.000)	R10	1
790.218.000.60	5705499128338	220x220	24	R50 (5.000)	R10	0
790.268.000.60	5705499113686	270x270	24	R50 (5.000)	R10	0

Only available in stainless steel grade AISI CF-8 corresponding to AISI 304C/EN1.4308

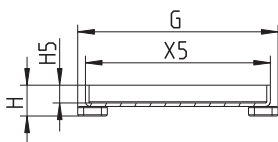
3MM GRATING SQUARE



Type no.	EAN no.	G	H	EN1253 (kg)	Non slip	Screws
790.168.000.03	5705499113433	168x168	24	L15 (1.750)	R10	0
790.168.001.03	5705499113501	168x168	24	L15 (1.750)	R10	1
790.218.000.03	5705499128697	218x218	24	L15 (1.500)	R10	0
790.268.000.03	5705499113631	268x268	24	L15 (1.250)	R10	0
790.268.001.03	5705499113693	268x268	24	L15 (1.250)	R10	2

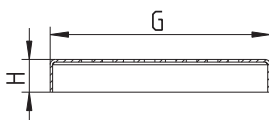

Gratings SQUARE

TILED/EPOXY GRATING SQUARE



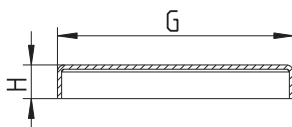

Type no.	EAN no.	G	H	H5	X5	EN1253 (kg)	Screws
790.168.000.06	5705499128529	169x169	26	15	156	L15 (1.500)	0
790.218.000.06	5705499128536	219x219	26	15	206	L15 (1.000)	0
790.268.000.06	5705499128543	269x269	26	15	256	L15 (1.000)	0

SHOWER GRATING SQUARE



Type no.	EAN no.	G	H	EN1253 (kg)	Non slip	Screws
790.168.000.04	5705499128420	168x168	25	K3 (800)	R10	0
790.218.000.04	5705499128444	218x218	25	K3 (700)	R10	0
790.268.000.04	5705499128451	268x268	25	K3 (600)	R10	0

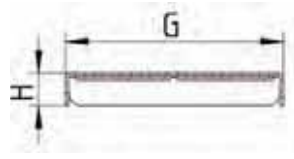
BLANK PLATE SQUARE



Type no.	EAN no.	G	H	EN1253 (kg)	Screws
790.168.000.00	5705499121179	168x168	24	L15 (1.750)	0
790.168.001.00	5705499121193	168x168	24	L15 (1.750)	1
790.268.000.00	5705499121186	268x268	24	L15 (1.500)	0
790.268.001.00	5705499121209	268x268	24	L15 (1.250)	2

Gratings SQUARE

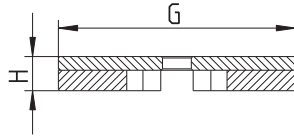
SUNFLOWER GRATING SQUARE



Type no.	EAN no.	G	H	EN1253 (kg)
790.168.000.02	5705499123784	168x168	25	K3 (800)

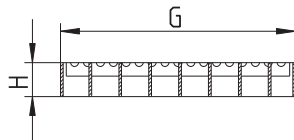
Gratings CIRCLE

SLOT GRATING CIRCLE



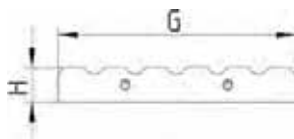
Type no.	EAN no.	G	H	EN1253 (kg)	Non slip	Screws
790.173.000.10	5705499113587	Ø173	25	M125 (10.000)	R10	0
790.273.000.10 S	5705499106862	Ø273	25	M125 (8.333)	R10	0

MESH GRATING CIRCLE



Type no.	EAN no.	G	H	EN1253 (kg)	Non slip	Screws
790.173.000.22	5705499113600	Ø173	25	L15 (2.000)	R12	0
790.273.000.22	5705499113792	Ø273	25	L15 (1.000)	R12	0

LADDER GRATING CIRCLE

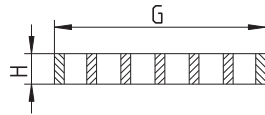


Type no.	EAN no.	G	H	EN1253 (kg)	Non slip	Screws
790.173.000.25 S	5705499106831	Ø173	25	R50 (5.000)	R11	0
790.273.000.25 S	5705499106879	Ø273	25	R50 (3.333)	R11	0

Gratings CIRCLE

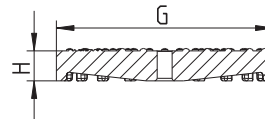
LADDER GRATING CIRCLE

8 MM MATERIAL, FULLY WELDED



Type no.	EAN no.	G	H	EN1253 (kg)	Non slip	Screws
790.173.000.28	5705499128628	Ø173	25	N250 (16.666)	R11	0
790.273.000.28	5705499128635	Ø273	25	M125 (10.000)	R11	0

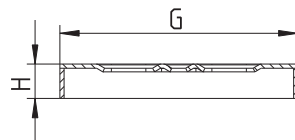
HYGIENICPRO GRATING CIRCLE



Type no.	EAN no.	G	H	EN1253 (kg)	Non slip	Screws
790.173.000.60	5705499128345	Ø173	24	M125 (8.333)	R10	0
790.273.000.60	5705499128352	Ø273	24	R50 (5.000)	R10	0

Only available in stainless steel grade AISI CF-8 corresponding to AISI 304C/EN1.4308

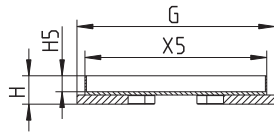
3MM GRATING CIRCLE



Type no.	EAN no.	G	H	EN1253 (kg)	Non slip	Screws
790.173.000.03 S	5705499106817	Ø173	25	L15 (2.500)	R10	0
790.273.000.03 S	5705499106855	Ø273	25	L15 (1.000)	R10	0

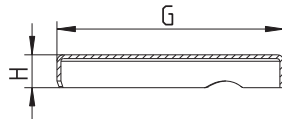
Gratings CIRCLE

TILED/EPOXY GRATING CIRCLE



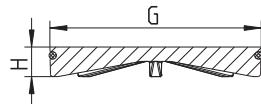
Type no.	EAN no.	G	H	H5	X5	EN1253 (kg)	Screws
790.173.000.06	5705499128550	Ø173	25	14	160	L15 (1.000)	0
790.273.000.06	5705499128567	Ø273	25	14	259	K3 (750)	0

BLANK PLATE CIRCLE



Type no.	EAN no.	G	H	EN1253 (kg)	Screws
790.173.000.00	5705499121216	Ø173	25	L15 (2.500)	0
790.273.000.00	5705499121223	Ø273	25	L15 (1.000)	0

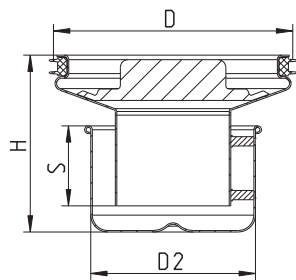
GASTIGHT BLANK PLATE CIRCLE



Type no.	EAN no.	G	H	EN1253 (kg)	Screws
790.173.000.07 S	5705499138726	Ø174	25	N250 (20.000)	0

Water traps

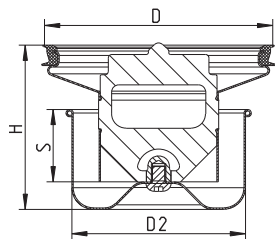
REMOVABLE WATER TRAP TYPE 562.00



Type no.	EAN no.	D	H	S	D2	Max Flow (l/s)
562.002.000 S	5705499107968	157	115	52	107	3.3

Accurate flow rate depending on type of drain and grating.

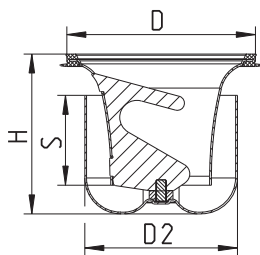
REMOVABLE TWO-PART WATER TRAP TYPE 562.10



Type no.	EAN no.	D	H	S	D2	Min Flow (l/s)	Max Flow (l/s)
562.102.000 S	5705499137903	157	113	50	120	3.4	6.0
562.103.000 S	5705499138733	246	118	52	197	5.6	7.8

Accurate flow rate depending on type of drain and grating.

REMOVABLE TWO-PART WATER TRAP TYPE 502.050

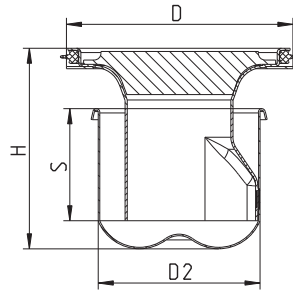


Type no.	EAN no.	D	H	S	D2	Max Flow (l/s)
502.050.110	5705499124064	108	89	50	85	1.7

Accurate flow rate depending on type of drain and grating.

Water traps

REMOVABLE WATER TRAP TYPE 502.052

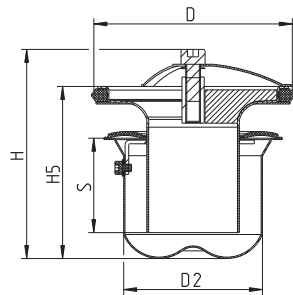


Type no.	EAN no.	D	H	S	D2	Max Flow (l/s)
502.052.110	5705499105582	108	93	52	75	1.3

Accurate flow rate depending on type of drain and grating.

REMOVABLE MULTI WATER TRAP TYPE 503

PREVENTS SMELL AND BACK FLOW

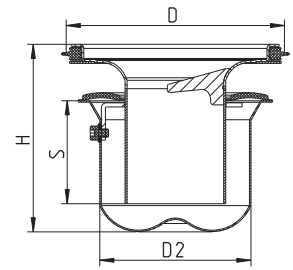


Type no.	EAN no.	D	H	H5	S	D2	Max Flow (l/s)
503.000.110	5705499118735	108	113	93	51	75	1.3

Accurate flow rate depending on type of drain and grating.

REMOVABLE WATER TRAP TYPE 503.001

PREVENTS SMELL

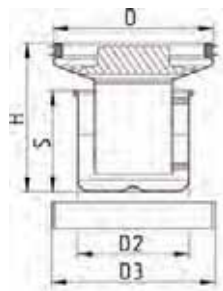


Type no.	EAN no.	D	H	S	D2	Max Flow (l/s)
503.001.110	5705499134728	108	93	51	75	1.3

Accurate flow rate depending on type of drain and grating.

Water traps

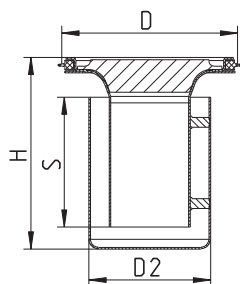
REMOVABLE WATER TRAP TYPE 562.08



Type no.	EAN no.	D	H	S	D2	D3
562.082.000 S	5705499128475	153	143	97	157	107
562.083.000 S	5705499128482	252	156	102	256	197

Water seal height = 80mm
 Fits into drains type 760.40, 763.40, 710.403, 713.403, 740.40 and 743.40 and is only used together with low filter basket.
 Type 562.082 S fits into drains size 200x200, and type 562.083 S fits into drains size 300x300.

REMOVABLE WATER TRAP TYPE 502.082

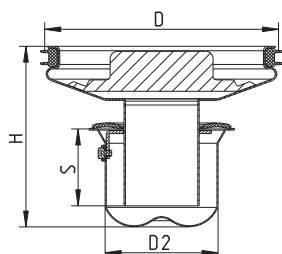


Type no.	EAN no.	D	H	S	D2	Max Flow (l/s)
502.082.110 S	5705499128468	108	118	80	75	1.4

Water seal height = 80mm.
 Accurate flow rate depending on type of drain and grating.

REMOVABLE WATER TRAP TYPE 563.00

PREVENTS SMELL

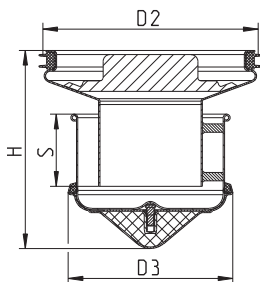


Type no.	EAN no.	D	H	S	D2	Max Flow (l/s)
563.002.000	5705499135275	157	120	51	75	1.3

Accurate flow rate depending on type of drain and grating.

Water traps

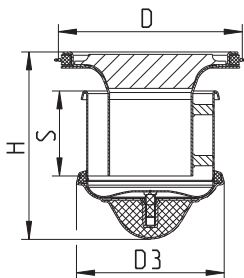
REMOVABLE WATER TRAP FIRE PROOF TYPE 562.00



Type no.	EAN no.	H	S	D2	D3	Max Flow (l/s)
562.002.000 FS	5705499120516	143	52	157	119	3.3

Accurate flow rate depending on type of drain and grating.

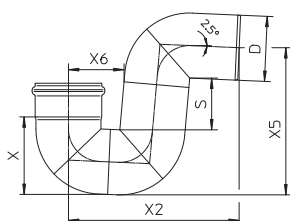
REMOVABLE WATER TRAP FIRE PROOF TYPE 502.052



Type no.	EAN no.	D	H	S	D3	Max Flow (l/s)
502.052.110 FS	5705499120509	108	110	50	87	1.2

Accurate flow rate depending on type of drain and grating.

P-TRAP 87.5° TYPE 525.090

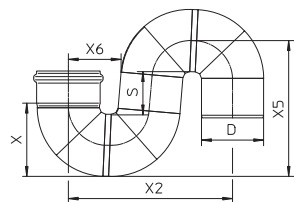


Type no.	EAN no.	D	S	X	X2	X5	X6	Min Flow (l/s)	Max Flow (l/s)
525.090.075 S	5705499101478	75	81	93	222	189	74	2.5	3.7
525.090.110 S	5705499101485	110	89	132	289	249	94	3.4	10.4
525.090.160 S	5705499101492	160	105	187	388	338	121	7.5	28.5

Accurate flow rate depending on installation.

Water traps

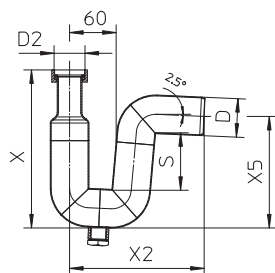
S-TRAP 180° TYPE 525.180



Type no.	EAN no.	D	S	X	X2	X5	X6
525.180.075 S	5705499114102	75	81	93	217	190	74
525.180.110 S	5705499114119	110	89	132	292	249	94
525.180.160 S	5705499114126	160	105	187	394	342	122

P-TRAP 87.5° TYPE 525

WITH COUPLING AND DRAIN PLUG

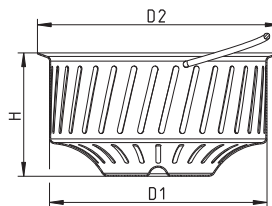
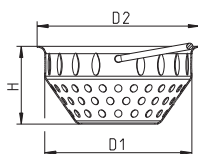


Type no.	EAN no.	D	S	D2	X	X2	X5
525.032.050 S	5705499114065	50	74	1¼"	205	175	145
525.040.050 S	5705499114072	50	74	1½"	205	175	145
525.050.050 S	5705499114089	50	74	2"	205	175	145

BSP thread.

Others

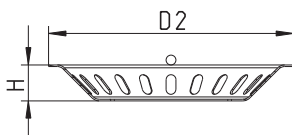
FILTER BASKET TYPE 780



Type no.	EAN no.	D1	H	D2	Volume (l)
780.002.000.05	5705499113358	140	74	155	0.9
780.004.020.05	5705499137941	220	125	245	3.9

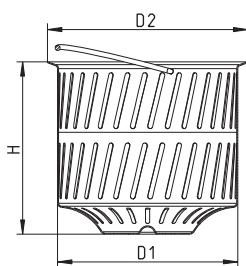
If the drain is to be fitted with both filter basket and water trap, make sure that the height of the drain is sufficient.

FILTER BASKET, LOW MODEL TYPE 780



Type no.	EAN no.	H	D2	Volume (l)
780.002.001.05	5705499113372	22	150	0.2
780.004.010.05	5705499137934	41	245	0.8

FILTER BASKET, HIGH MODEL TYPE 780

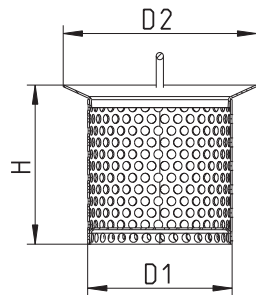


Type no.	EAN no.	D1	H	D2	Volume (l)
780.004.030.05	5705499137958	220	210	245	7.1

If the drain is to be fitted with both filter basket and water trap, make sure that the height of the drain is sufficient.

Others

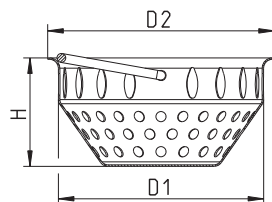
FILTER BASKET TYPE 780



Type no.	EAN no.	D1	H	D2
780.107.110.05 S	5705499104486	80	88	107

Only for use in drains without removable water trap

FILTER BASKET, WITHOUT BOTTOM SLOT TYPE 780

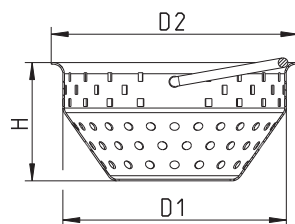


Type no.	EAN no.	D1	H	D2
780.002.004.05	5705499128499	140	74	155

If the drain is to be fitted with both filter basket and water trap, make sure that the height of the drain is sufficient.

FILTER BASKET TYPE 780

WITH 6 MM HOLES

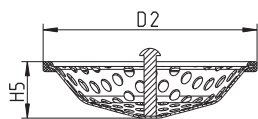


Type no.	EAN no.	D1	H	D2
780.002.003.05	5705499119909	140	74	155

If the drain is to be fitted with both filter basket and water trap, make sure that the height of the drain is sufficient.

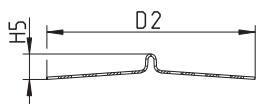

Others

FILTER BASKET FOR REMOVABLE TWO-PART WATER TRAP



Type no.	EAN no.	H5	D2
502.000.000 S	5705499124101	24	106

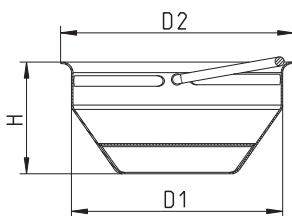
SCREEN FOR REMOVABLE WATER TRAP



Type no.	EAN no.	H5	D2
501.000.000.05 S	5705499114003	10	90

Fits trap type 502.052

SAND BUCKET TYPE 780

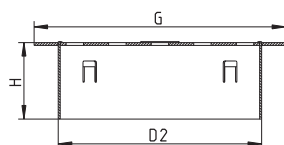


Type no.	EAN no.	D1	H	D2
780.002.000.00	5705499113334	140	74	155
780.004.020.00	5705499138764	220	125	245

If the drain is to be fitted with both sand bucket and water trap, make sure that the height of the drain is sufficient.

OUTLET FILTER

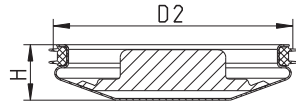
FOR DRAINS WITH VERTICAL OUTLET



Type no.	EAN no.	G	H	D2
780.400.075.05	5705499135305	Ø95	40	70
780.400.110.05	5705499135251	Ø130	40	105
780.400.160.05	5705499135480	Ø180	40	155

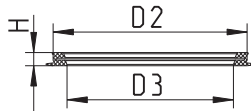
Others

PLUG FOR INDUSTRIAL DRAINS



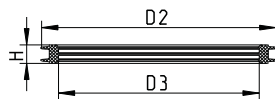
Type no.	EAN no.	H	D2
620.300.019 S	5705499118568	23	108
700.000.004 S	5705499118575	36	157
700.000.250 S	5705499138818	27	246

SEALING RING FOR WATER TRAP TYPE 502.050.110



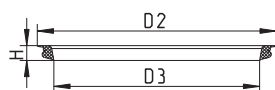
Type no.	EAN no.	H	D2	D3	Material
620.300.042	5705499127331	7	102	87	EPDM
620.300.042 N	5705499138993	7	102	87	NBR

SEALING RING FOR WATER TRAP TYPE 562.00



Type no.	EAN no.	Designation.	H	D2	D3	Material
562.002.EPDM	5705499108002	Fits trap type no. 562.002.000 S	12	154	131	EPDM
562.003.EPDM	5705499108071	Fits trap type no. 562.003.000 S	12	249	225	EPDM

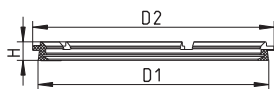
SEALING RING FOR WATER TRAP TYPE 562.10



Type no.	EAN no.	Designation.	H	D2	D3	Material
562.103.EPDM	5705499138740	Fits trap type no. 562.103.000 S	16	260	223	EPDM
562.103.NBR	5705499138757	Fits trap type no. 562.103.000 S	16	260	223	NBR

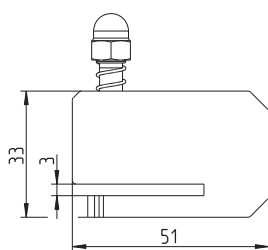
Others

SEALING RING FOR INDUSTRIAL LOWER PART



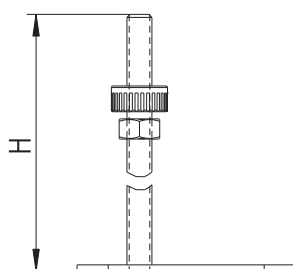
Type no.	EAN no.	Designation.	D1	H	D2 Material
700.002.EPDM	5705499108101	Fits all lower parts type XXX.002.XXX	189	22	208 EPDM
700.003.EPDM	5705499108118	Fits all lower parts type XXX.003.XXX	275	22	287 EPDM

VINYL HOLE PUNCHING TOOL



Type no.	EAN no.
001.200.002	5705499128239

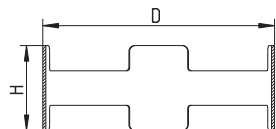
ADJUSTABLE LEGS



Type no.	EAN no.	H
670.000.001	5705499116243	150
670.000.005	5705499131741	300

Others

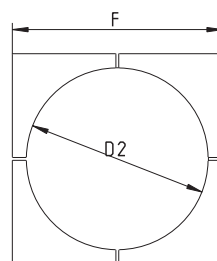
HYGIENICPRO SPACING RING FOR FILTER BASKET



Type no.	EAN no.	D	H
670.000.010	5705499137972	155	57

For medium or high filter basket used together with a P-trap.

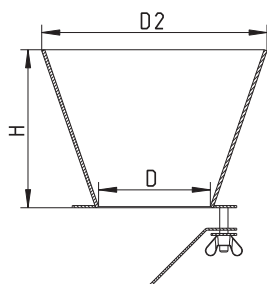
HYGIENICPRO TILE ADAPTOR FOR DRAIN



Type no.	EAN no.	F	D2	T
670.000.022	5705499138009	375x375	325	5

For drains mounted in the tiles.

FUNNEL FOR GRATING

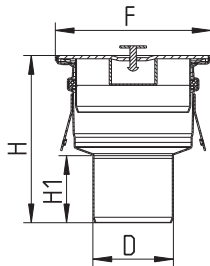


Type no.	EAN no.	D	H	D2
670.005.000	5705499137965	109	153	219

without membrane

RODDING EYE TYPE 144

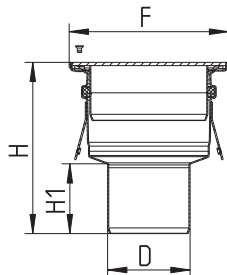
WITH PULL NIPPLE



Type no.	EAN no.	D	F	H	H1	EN1253 (kg)
144.150.075 S	5705499408492	75	145x145	156	63	K3 (750)
144.150.110 S	5705499408508	110	145x145	120	-	K3 (750)
144.200.160 S	5705499408546	160	200x200	159	-	K3 (750)

RODDING EYE WITH SCREW LOCK TYPE 144

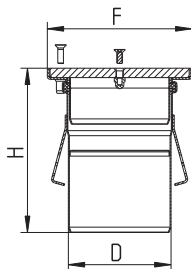
FOR VACUUM HANDLE



Type no.	EAN no.	D	F	H	H1	EN1253 (kg)
144.155.075 S	5705499408515	75	145x145	156	63	K3 (750)
144.155.110	5705499134988	110	145x145	120	-	K3 (750)
144.155.110 S	5705499408522	110	145x145	120	-	K3 (750)
144.205.160 S	5705499408553	160	200x200	159	-	K3 (750)

RODDING EYE WITH SCREW LOCK TYPE 144

10 MM PLATE, FOR VACUUM HANDLE OR LIFTING SCREW

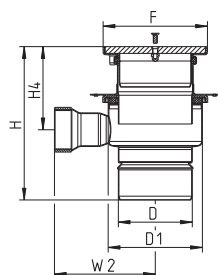


Type no.	EAN no.	D	F	H	EN1253 (kg)
144.155.110.10 S	5705499408539	110	155x155	176	M125 (12.000)
144.205.160.10 S	5705499412284	160	200x200	160	M125 (12.000)

without membrane

RODDING EYE WITH SCREW LOCK TYPE 145

WITH SIDE INLET AND 10 MM PLATE, FOR VACUUM HANDLE OR LIFTING SCREW

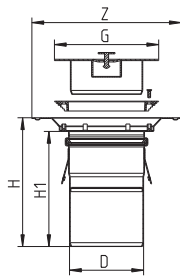


Type no.	EAN no.	D	D1	F	H	H4	W2	EN1253 (kg)
145.155.110.10 S	5705499123876	110	140	155x155	228-248	124-144	150	M125 (12.000)

Side inlet with 2" BSP thread.

RODDING EYE TYPE 244

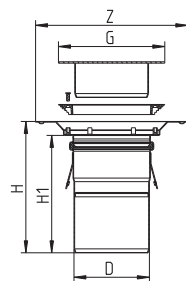
WITH PULL NIPPLE



Type no.	EAN no.	D	Z	G	H	H1	EN1253 (kg)
244.150.110 S	5705499113921	110	Ø222	Ø155	192	171	K3 (250)

RODDING EYE WITH SCREW LOCK TYPE 244

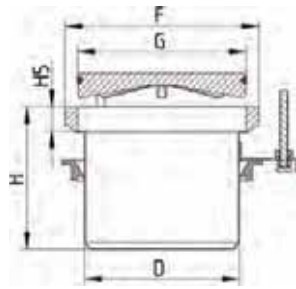

FOR VACUUM HANDLE



Type no.	EAN no.	D	Z	G	H	H1	EN1253 (kg)
244.155.110 S	5705499113938	110	Ø222	Ø155	192	171	K3 (250)

UPPER PART FOR GASTIGHT DRAIN TYPE 774.4

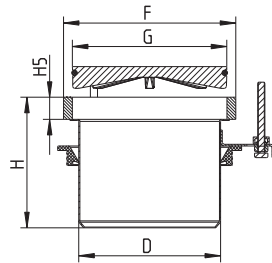
FOR VACUUM HANDLE



Type no.	EAN no.	D	F	G	H	H5	EN1253 (kg)
774.452.000 S	5705499115789	160	200x200	Ø174	147	25	N250 (20.000)

UPPER PART FOR GASTIGHT DRAIN TYPE 774.5

FOR VACUUM HANDLE



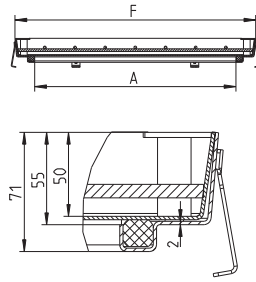
Type no.	EAN no.	D	F	G	H	H5	EN1253 (kg)
774.552.000 S	5705499115826	160	Ø200	Ø166	147	25	N250 (20.000)

VACUUM HANDLE FOR RODDING EYE AND GASTIGHT COVER



Type no.	EAN no.	D
700.000.003	5705499115581	160
700.000.002	5705499115574	110

ACCESS COVER TYPE 792

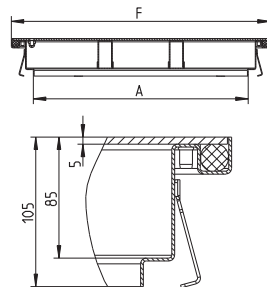


Type no.	EAN no.	Name	F	A	EN124 (kg)
792.030.030	5705499127508	300x300	418x418	300	B125 (12.500)
792.040.040	5705499127515	400x400	518x518	400	B125 (12.500)
792.060.060	5705499127522	600x600	718x718	600	B125 (12.500)
792.080.080	5705499127539	800x800	918x918	800	B125 (12.500)
792.100.100	5705499127546	1000x1000	1118x1118	1000	B125 (12.500)

Use of concrete C35/C45 guarantees the load class (EN124) above.

ACCESS COVER TYPE 793

WITH TEAR PLATE



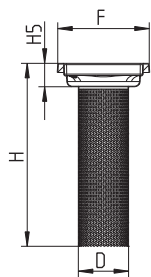
Type no.	EAN no.	Name	F	A	EN124 (kg)
793.030.030	5705499131659	300x300	428x428	304	B125 (12.500)
793.040.040	5705499131666	400x400	528x528	404	B125 (12.500)
793.060.060	5705499131673	600x600	728x728	604	B125 (12.500)
793.080.080	5705499131680	800x800	928x928	804	B125 (12.500)
793.100.100	5705499131697	1000x1000	1128x1128	1004	B125 (12.500)

HANDLE FOR ACCESS COVER



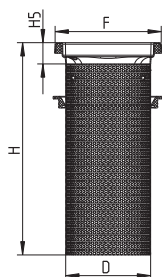
Type no.	EAN no.
700.000.006	5705499127621

UPPER PART FOR OUTDOOR DRAIN TYPE 710



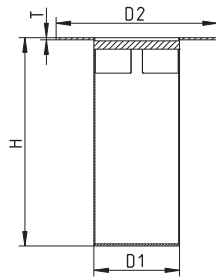
Type no.	EAN no.	D	F	H	H5
710.472.000.01 S	5705499127775	110	200x200	400	51

UPPER PART FOR OUTDOOR DRAIN TYPE 774



Type no.	EAN no.	D	F	H	H5
774.472.000.01 S	5705499127782	160	200x200	400	40

SAND BUCKET



Type no.	EAN no.	D1	H	D2	T
780.002.005.00	5705499134544	82	200	155	2
780.003.005.00	5705499134551	125	200	155	2

BLÜCHER® Drain Industrial - TWO PART

Adjustable drains - Total installations heights (minimum and maximum)

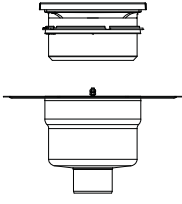


































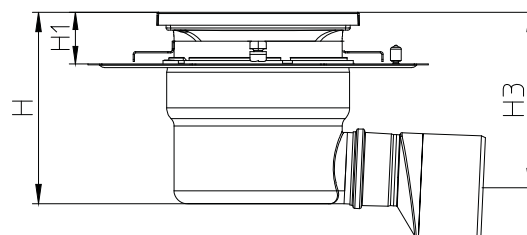
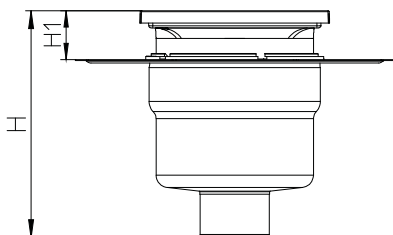
		Upper part Industrial 200		Upper part Industrial 250		Upper part Industrial 300	
		Type 710	Type 774	Type 710	Type 774	Type 710	Type 774
<p>2-part drain</p> 			774.402.000 				
			774.502.000 				
			774.602.000 				
			774.702.000 			710.403.000 	
		710.402.000 	774.422.000 			710.503.000 	774.403.000 
		710.502.000 	774.452.000 			710.603.000 	774.503.000 
		710.602.000 	774.552.000 	710.401.000 	774.401.000 	710.423.000 	774.603.000 
Frame to lower part (min)	H1 = 51mm	H1 = 60mm	H1 = 53mm	H1 = 65mm	H1 = 73mm	H1 = 80mm	
Height adjustment H1	30mm	60mm	30mm	60mm	60mm	60mm	
Lower part DOMESTIC	110.000.075 	154-184		156-186			
		109-139		111-141			
	110.000.110 	175-205		177-207			
		122-152		124-154			
Lower part INDUSTRIAL 200	150.000.075 	224-254		226-256			
	150.000.110 	192-222		194-224			
	763.002.075 		277-337		282-342	290-350	
			245-305		250-310	258-318	
Lower part INDUSTRIAL 200	763.002.110 		277-337		282-342	290-350	
			225-285		230-290	238-298	
	763.042.110 		231-291		236-296	244-304	
			179-239		184-244	192-252	
	760.002.075 		327-387		332-392	340-400	
	760.160.075 		316-376		321-381	329-389	
	760.002.110 		338-398		343-403	351-411	
			327-387		332-392	340-400	
	760.160.110 		327-387		332-392	340-400	
			250-310		255-315	263-323	
Lower part INDUSTRIAL 300	763.003.110 					296-356	
						244-304	
	763.003.160 					296-356	
						271-331	
	760.003.110 					370-430	
	760.003.160 					388-448	
						276-336	

Table shows total installation heights [H] from frame top to lowest point on lower part

Dimensions in gray cells are height from frame top to centre of outlet [H3]

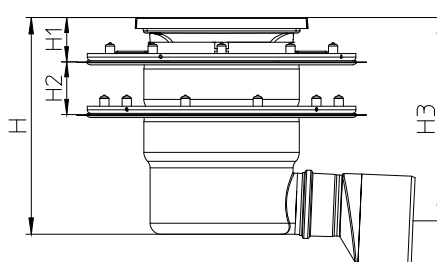
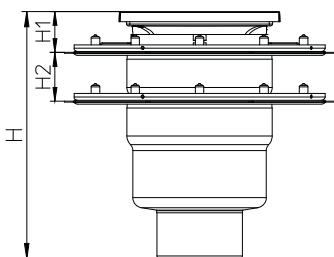


BLÜCHER® Drain Industrial - THREE PART

Adjustable drains - Total installations heights (minimum and maximum)














		Upper part Industrial 200		Upper part Industrial 250		Upper part Industrial 300	
		Type 710	Type 774	Type 710	Type 774	Type 710	Type 774
<p>3-part drain</p>							
			774.402.000				
			774.502.000				
			774.602.000				
			774.702.000			710.403.000	
		710.402.000	774.422.000			710.503.000	774.403.000
		710.502.000	774.452.000			710.603.000	774.503.000
		710.602.000	774.552.000	710.401.000	774.401.000	710.423.000	774.603.000
	Frame to lower part (min)	H1 = 51mm	H1 = 60mm	H1 = 53mm	H1 = 65mm	H1 = 73mm	H1 = 80mm
	Frame to flange (min)	H2 = 3mm	H2 = 100mm	H2 = 3mm	H2 = 100mm	H2 = 100mm	H2 = 95mm
	Height adjustment H1 and H2	30mm	60mm	30mm	60mm	60mm	60mm
Lower part DOMESTIC	110.000.075	157-217		159-219			
	110.000.110	178-238		180-240			
	150.000.075	125-185		127-187			
	150.000.110	227-287		229-289			
Lower part INDUSTRIAL 200	763.002.075	769.002.075	771.002.075	377-497	382-502	390-510	
	763.002.110	769.002.110	771.002.110	345-465	350-470	358-478	
	763.042.110			377-497	382-502	390-510	
	760.002.075	774.002.075	775.002.075	325-445	330-450	338-458	
	760.160.075			331-451	336-456	344-464	
	760.002.110	774.002.110	775.002.110	279-399	284-404	292-412	
	760.160.110			427-547	432-552	440-560	
				416-536	421-541	429-549	
				438-558	443-563	451-571	
				427-547	432-552	440-560	
Lower part INDUSTRIAL 300	763.003.110	769.003.110	771.003.110				391-511
	763.003.160	769.003.160	771.003.160				339-459
	760.003.110	774.003.110	775.003.110				391-511
	760.003.160	774.003.160	775.003.160				366-486
							465-585
							483-603
							371-491

Table shows total installation heights [H] from frame top to lowest point on lower part
 Dimensions in gray cells are height from frame top to centre of outlet [H3]




Load classes


Gratings and Access Covers


BLÜCHER GRATINGS FOR INDOOR USE are tested and classified according to EN 1253 "Gullies for buildings"				BLÜCHER GRATINGS FOR OUTDOOR USE are tested and classified in accordance with EN 1433 "Drainage channels for vehicular and pedestrian areas". BLÜCHER ACCESS COVERS are tested and classified in accordance with EN 124 "Gully tops and manhole tops for vehicular and pedestrian areas".			
	H 1,5	(150 kg)	No load areas				
	K 3	(300 kg)	Barefoot areas				
	L 15	(1.500 kg)	Pedestrian and light traffic		A 15	(1.500 kg)	Pedestrian and light traffic
	R 50	(5.000 kg)	Light traffic and light industrial areas				
	M 125	(12.500 kg)	Traffic and industrial areas		B 125	(12.500 kg)	Car parking areas
	N 250	(25.000 kg)	Heavy traffic and heavy industrial areas		C 250	(25.000 kg)	Along roads
	P 400	(40.000 kg)	Extra heavy traffic and industrial areas		D 400	(40.000 kg)	Light industrial areas
					E 600	(60.000 kg)	Heavy traffic and industrial areas
					F 900	(90.000 kg)	Airports, container and industrial areas


Non-slip gratings

Gratings are non-slip tested according to DIN 51130









BLÜCHER® EuroPipe

BLÜCHER® Channel

BLÜCHER® Drain

Distributed by



Ph 0800 426 787
www.steelandtube.co.nz

BLÜCHER®

A **WATTS** Brand

T: +45 99 92 08 00 • export@blucher.com • blucher.com

© 2018 blucher.com